



INFLUENCE WITH INTEGRITY

Bass Poll

4-6 April 2022

Contents

- Methodology** **2**

- Results** **4**
 - Federal Vote Intention 4
 - Certainty 6
 - Undecided 7
 - Most Important Issues 8
 - Keeping Interest Rates Low 10
 - Taking Action on Climate Change 12
 - Cost of Living Pressures 14
 - Managing Australia’s Healthcare System 16
 - Investing in Onshore Manufacturing 18
 - National Security 20
 - Liberal Party as a Safe Pair of Hands 22
 - Labor Spend on Health and Child Care 24
 - Labor Government and Taxes 26
 - Government Change for Pay Increase 28
 - Secret Plan to Cut Health and Education 30
 - Labor’s Money Management 32
 - Liberal Plan for Cashless Pension Card 34
 - Secret Plan to Introduce Death Taxes 36

Methodology

Data Collection

This study was conducted via touch-tone response automated phone survey conducted 4-6 April 2022. Surveys are conducted between 17:30 - 20:20 weekdays and 10:00 - 17:30 Saturdays at the local time of respondents so as to not over-sample nonworkers and stay-at-homes.

The study was conducted among a sample of n=915 people aged 18 years and over from a population of 76,532. Telephone numbers were licensed from a commercial provider and include both landline and mobile phone numbers. In this survey 45.9% of respondents were reached via mobile phone.

Weighting

Following the completion of the surveys, the data was cell-weighted by gender and age to reflect local population proportions.

The effective sample size following weighting is 539 meaning the effective margin of error is +/-4.2%.

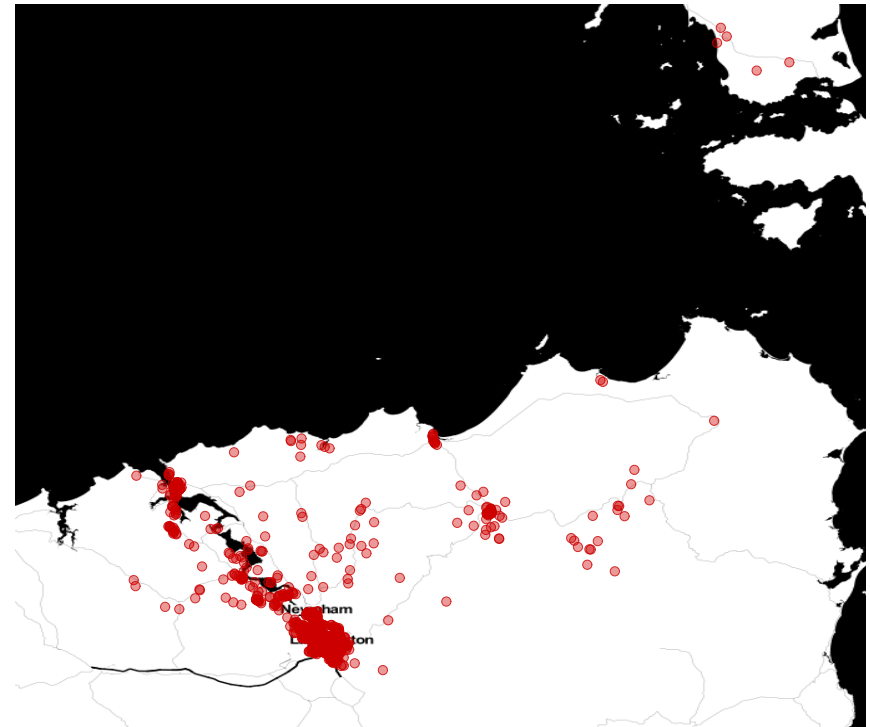
For further information or clarification about the methodology of this survey contact:

Kos Samaras

+61407047898

samarask@redbridgegroup.com.au

Respondent Geography

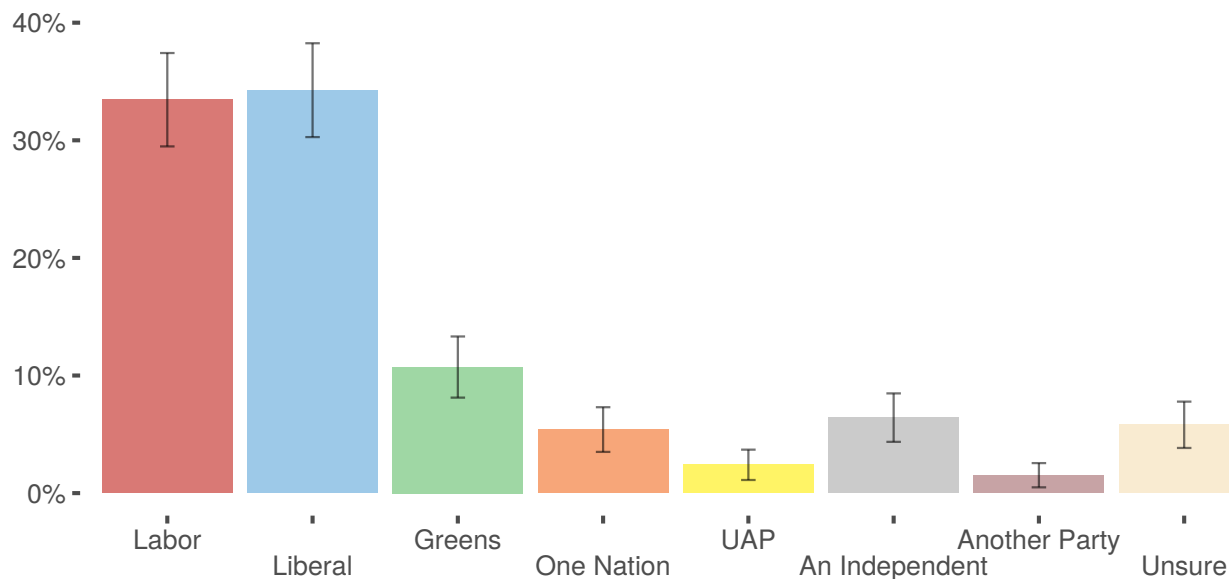


Map tiles by Stamen Design (stamen.com) under creativecommons.org CC BY 3.0. Data © OpenStreetMap.org contributors under opendatacommons.org ODbL

Results

Federal Vote Intention

If a Federal election was held today, which of the following would receive your first preference vote in the House of Representatives?



	The Labor Party	The Liberal Party	The Greens	One Nation	United Australia Party	An Independent	Another Party	Unsure
All Respondents	33.5%	34.3%	10.7%	5.4%	2.4%	6.4%	1.5%	5.8%
Redistributed	36%	36%	11%	6%	3%	7%	2%	
Age								
18 - 39	33%	27%	11%	7%	2%	8%	2%	10%
40 - 59	32%	31%	13%	8%	3%	6%	2%	4%
60 +	35%	42%	9%	3%	2%	5%	1%	4%
Gender								
Female	33%	34%	13%	7%	1%	4%	2%	7%
	35%	37%	8%	3%	4%	7%	1%	5%

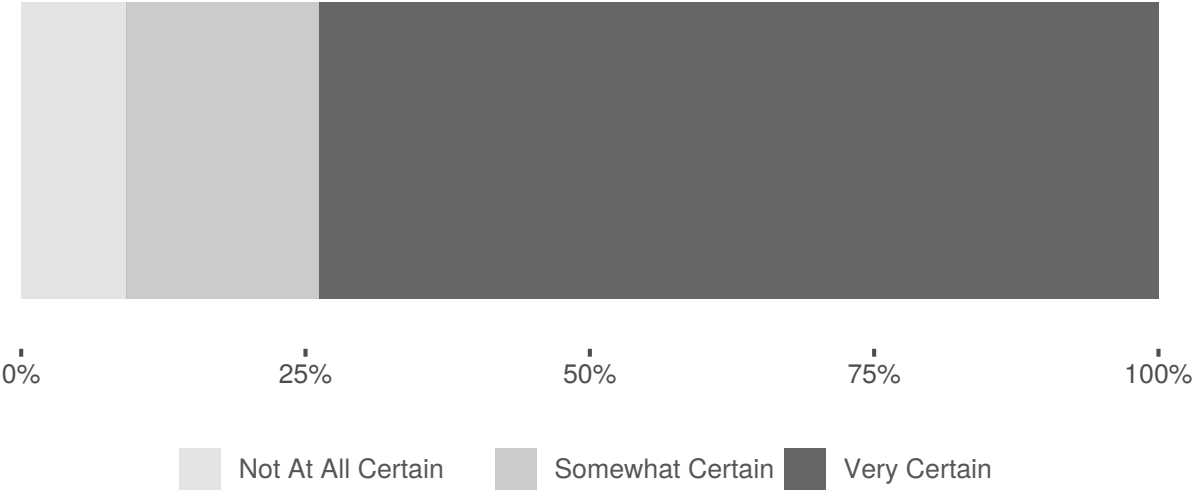
Federal Vote Intention - Details

If a Federal election was held today, which of the following would receive your first preference vote in the House of Representatives?

	The Labor Party	The Liberal Party	The Greens	One Nation	United Australia Party	An Independent	Another Party	Unsure
All Respondents	33.5%	34.3%	10.7%	5.4%	2.4%	6.4%	1.5%	5.8%
Redistributed	36%	36%	11%	6%	3%	7%	2%	
Education								
Less than Year 12	34%	41%	9%	4%	3%	5%		4%
High School	34%	48%	7%	2%		6%		3%
TAFE Or Vocational Training	33%	36%	5%	9%	2%	7%	3%	4%
University Degree	33%	37%	13%	4%	3%	5%	2%	3%
Most Important Issues								
Education Funding	22%	22%	15%		6%	3%		33%
Wages Growth	53%	10%	6%	14%	3%	5%		9%
National Security & Foreign Affairs	7%	72%	2%	3%	1%	8%	1%	6%
Funding For Hospitals And Medicare	44%	38%	5%	2%	2%	4%		5%
Economic Management And Interest Rates	11%	75%	5%	1%	4%	2%	2%	1%
Cost Of Living Pressures	35%	36%	4%	8%	1%	8%	4%	3%
Climate Change	49%	7%	34%	1%	1%	7%		1%
Other	24%	17%	9%	17%	4%	9%	3%	16%

Certainty

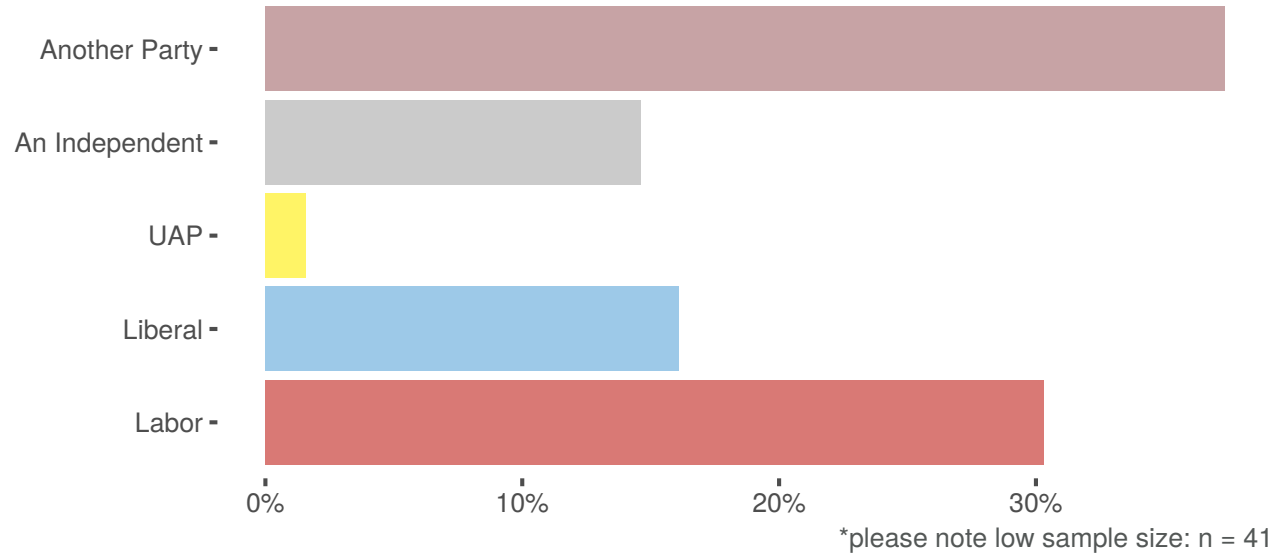
How certain are you that you will vote that way on election day?



	Not At All Certain	Somewhat Certain	Very Certain
All Respondents	9.3%	16.9%	73.8%

Undecided

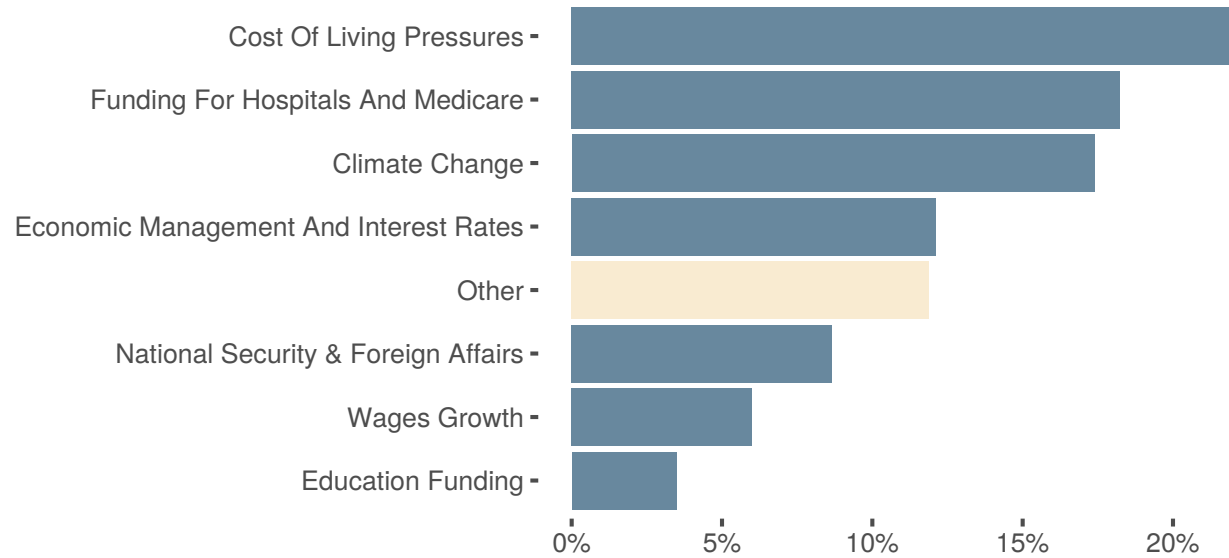
Being undecided, to which of the following do you have even a slight leaning?



	The Labor Party	The Liberal Party	United Australia Party	An Independent	Another Party
All Respondents	30.3%	16.1%	1.6%	14.6%	37.4%

Most Important Issues

The Federal election is due in the next two months. Which of the following issues will most influence your vote?



	Cost Of Living Pressures	Funding For Hospitals And Medicare	Climate Change	Economic Management And Interest Rates	Something Else	National Security & Foreign Affairs	Wages Growth	Education Funding
All Respondents	22.2%	18.2%	17.4%	12.1%	11.9%	8.7%	6.0%	3.5%
Age								
18 - 39	26%	10%	17%	9%	18%	7%	6%	6%
40 - 59	23%	12%	17%	13%	14%	11%	9%	2%
60 +	19%	29%	18%	14%	7%	8%	4%	2%
Gender								
Female	23%	18%	21%	10%	14%	7%	4%	4%
Male	21%	19%	14%	15%	7%	11%	9%	3%

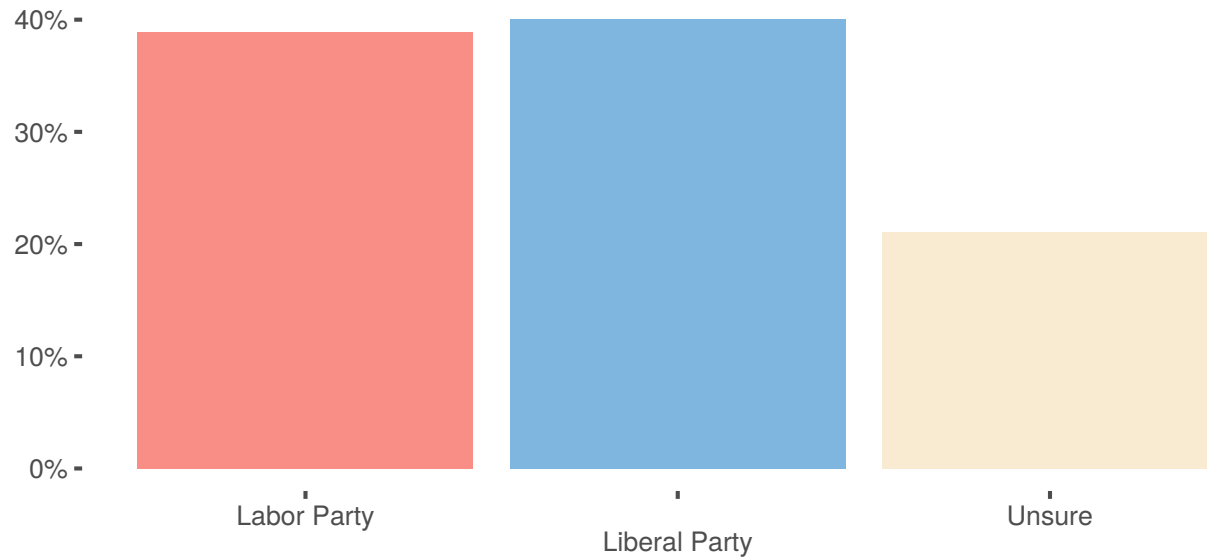
Most Important Issues - Details

The Federal election is due in the next two months. Which of the following issues will most influence your vote?

	Cost Of Living Pressures	Funding For Hospitals And Medicare	Climate Change	Economic Management And Interest Rates	Something Else	National Security & Foreign Affairs	Wages Growth	Education Funding
All Respondents	22.2%	18.2%	17.4%	12.1%	11.9%	8.7%	6.0%	3.5%
Education								
Less than Year 12	39%	23%	6%	10%	7%	10%	5%	1%
High School	21%	37%	15%	13%	2%	5%	6%	1%
TAFE Or Vocational Training	24%	18%	20%	10%	17%	7%	4%	2%
University Degree	16%	13%	23%	16%	10%	13%	7%	3%
Federal Vote Intention								
Labor	24%	24%	26%	4%	9%	2%	10%	2%
Liberal	23%	20%	4%	26%	6%	18%	2%	2%
Greens	9%	9%	56%	6%	10%	2%	3%	5%
One Nation	33%	6%	5%	2%	35%	4%	15%	
UAP	14%	17%	6%	21%	19%	4%	8%	9%
An Independent	29%	11%	20%	3%	18%	12%	5%	2%
Another Party	55%			15%	25%	5%		
Unsure	11%	15%	2%	2%	33%	9%	9%	20%

Keeping Interest Rates Low

In your opinion who is better to manage the following issues Scott Morrison and the Liberal Party or Anthony Albanese and the Labor Party. Keeping interest rates as low as possible.



	Anthony Albanese And The Labor Party	Scott Morrison And The Liberal Party	Unsure
All Respondents	38.9%	40.1%	21.0%
Redistributed	49%	51%	
Age			
18 - 39	45%	35%	20%
40 - 59	37%	42%	21%
60 +	36%	42%	22%
Gender			
Female	38%	39%	23%
Male	40%	42%	18%

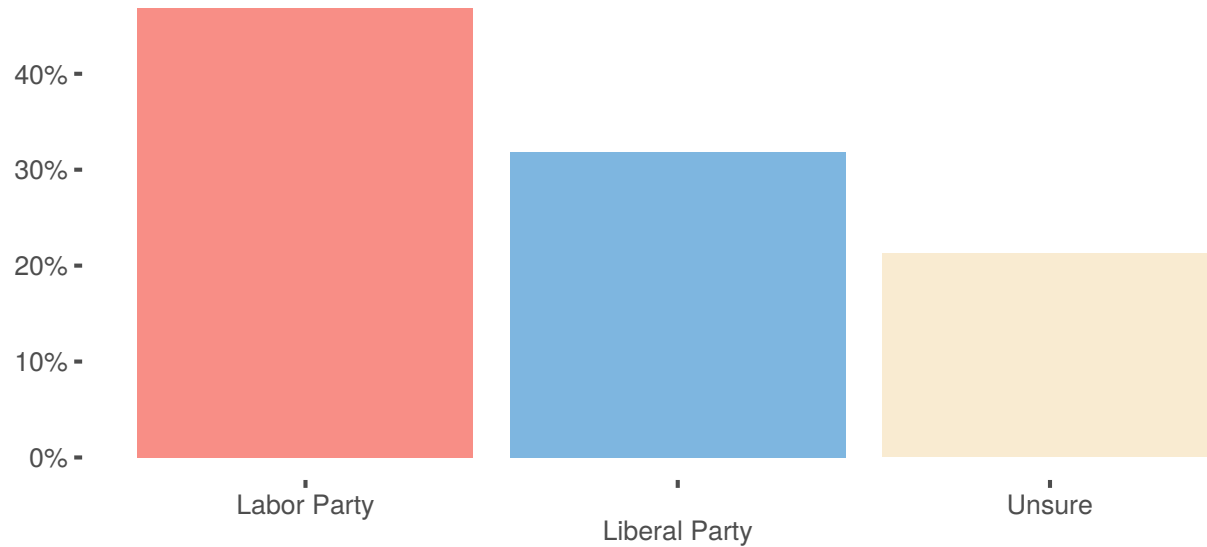
Keeping Interest Rates Low - Details

In your opinion who is better to manage the following issues Scott Morrison and the Liberal Party or Anthony Albanese and the Labor Party.
Keeping interest rates as low as possible.

	Anthony Albanese And The Labor Party	Scott Morrison And The Liberal Party	Unsure
All Respondents	38.9%	40.1%	21.0%
Redistributed	49%	51%	
Education			
Less than Year 12	35%	43%	22%
High School	38%	48%	13%
TAFE Or Vocational Training	37%	45%	19%
University Degree	43%	37%	20%
Federal Vote Intention			
Labor	78%	5%	17%
Liberal	4%	87%	8%
Greens	78%	2%	21%
One Nation	9%	31%	59%
UAP	15%	47%	39%
An Independent	18%	24%	58%
Another Party	42%	17%	41%
Unsure	15%	35%	50%
Most Important Issues			
Economic Management And Interest Rates	9%	83%	8%
National Security & Foreign Affairs	14%	75%	11%
Funding For Hospitals And Medicare	45%	39%	16%
Wages Growth	57%	15%	28%
Education Funding	61%	30%	8%
Cost Of Living Pressures	37%	40%	23%
Climate Change	65%	7%	28%
Other	28%	37%	35%

Taking Action on Climate Change

In your opinion who is better to manage the following issues, Scott Morrison and the Liberal Party or Anthony Albanese and the Labor Party. Taking appropriate action on climate change.



	Anthony Albanese And The Labor Party	Scott Morrison And The Liberal Party	Unsure
All Respondents	46.9%	31.8%	21.3%
Redistributed	60%	40%	
Age			
18 - 39	45%	30%	25%
40 - 59	49%	31%	20%
60 +	46%	34%	20%
Gender			
Female	48%	31%	21%
Male	47%	33%	20%

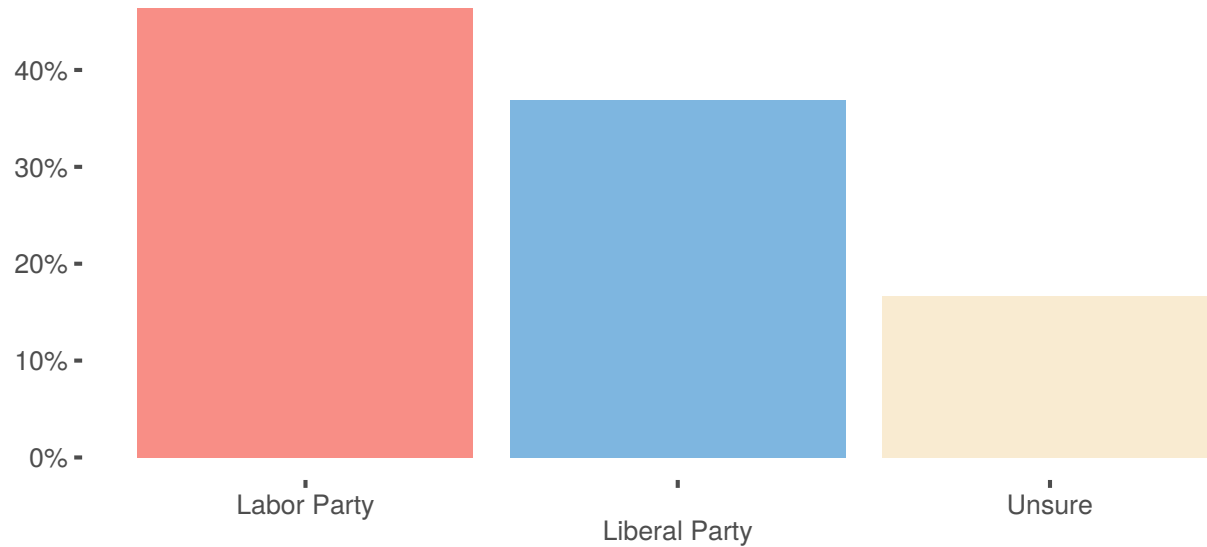
Taking Action on Climate Change - Details

In your opinion who is better to manage the following issues, Scott Morrison and the Liberal Party or Anthony Albanese and the Labor Party.
Taking appropriate action on climate change.

	Anthony Albanese And The Labor Party	Scott Morrison And The Liberal Party	Unsure
All Respondents	46.9%	31.8%	21.3%
Redistributed	60%	40%	
Education			
Less than Year 12	35%	36%	29%
High School	39%	41%	19%
TAFE Or Vocational Training	46%	29%	25%
University Degree	54%	30%	16%
Federal Vote Intention			
Labor	85%	7%	8%
Liberal	12%	71%	18%
Greens	88%		12%
One Nation	6%	30%	64%
UAP	32%	23%	45%
An Independent	30%	3%	67%
Another Party	48%	23%	29%
Unsure	43%	13%	44%
Most Important Issues			
Economic Management And Interest Rates	21%	64%	15%
Funding For Hospitals And Medicare	51%	32%	17%
Wages Growth	63%	15%	22%
National Security & Foreign Affairs	21%	59%	19%
Education Funding	41%	18%	40%
Cost Of Living Pressures	40%	33%	27%
Climate Change	86%	3%	11%
Other	30%	32%	37%

Cost of Living Pressures

In your opinion who is better to manage the following issues, Scott Morrison and the Liberal Party or Anthony Albanese and the Labor Party. Helping with cost of living pressures.



	Anthony Albanese And The Labor Party	Scott Morrison And The Liberal Party	Unsure
All Respondents	46.4%	36.9%	16.6%
Redistributed	56%	44%	
Age			
18 - 39	48%	32%	21%
40 - 59	46%	36%	17%
60 +	46%	41%	13%
Gender			
Female	48%	35%	16%
Male	44%	40%	16%

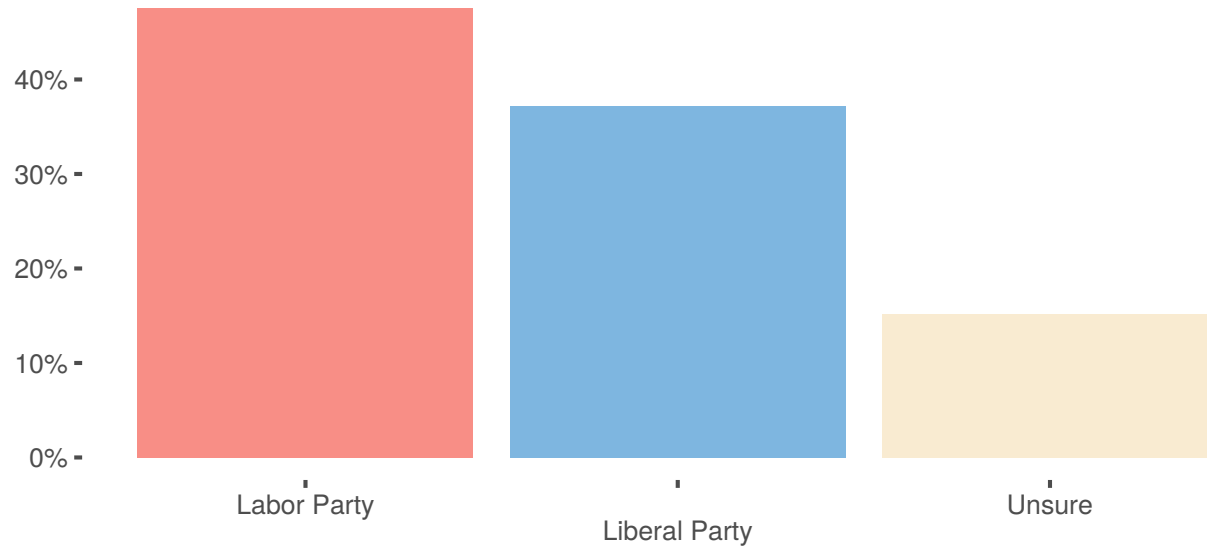
Cost of Living Pressures - Details

In your opinion who is better to manage the following issues, Scott Morrison and the Liberal Party or Anthony Albanese and the Labor Party. Helping with cost of living pressures.

	Anthony Albanese And The Labor Party	Scott Morrison And The Liberal Party	Unsure
All Respondents	46.4%	36.9%	16.6%
Redistributed	56%	44%	
Education			
Less than Year 12	41%	40%	19%
High School	37%	51%	12%
TAFE Or Vocational Training	42%	41%	17%
University Degree	51%	33%	16%
Federal Vote Intention			
Labor	87%	4%	9%
Liberal	8%	84%	8%
Greens	85%		15%
One Nation	19%	29%	52%
UAP	32%	36%	32%
An Independent	30%	13%	57%
Another Party	47%	23%	30%
Unsure	41%	14%	45%
Most Important Issues			
National Security & Foreign Affairs	19%	70%	11%
Education Funding	65%	21%	14%
Economic Management And Interest Rates	16%	80%	4%
Funding For Hospitals And Medicare	49%	40%	11%
Wages Growth	61%	13%	26%
Cost Of Living Pressures	46%	32%	22%
Climate Change	77%	4%	19%
Other	34%	40%	26%

Managing Australia's Healthcare System

In your opinion who is better to manage the following issues, Scott Morrison and the Liberal Party or Anthony Albanese and the Labor Party. Managing Australia's Healthcare System.



	Anthony Albanese And The Labor Party	Scott Morrison And The Liberal Party	Unsure
All Respondents	47.6%	37.2%	15.2%
Redistributed	56%	44%	
Age			
18 - 39	47%	36%	17%
40 - 59	51%	34%	15%
60 +	46%	40%	14%
Gender			
Female	51%	35%	14%
Male	46%	40%	14%

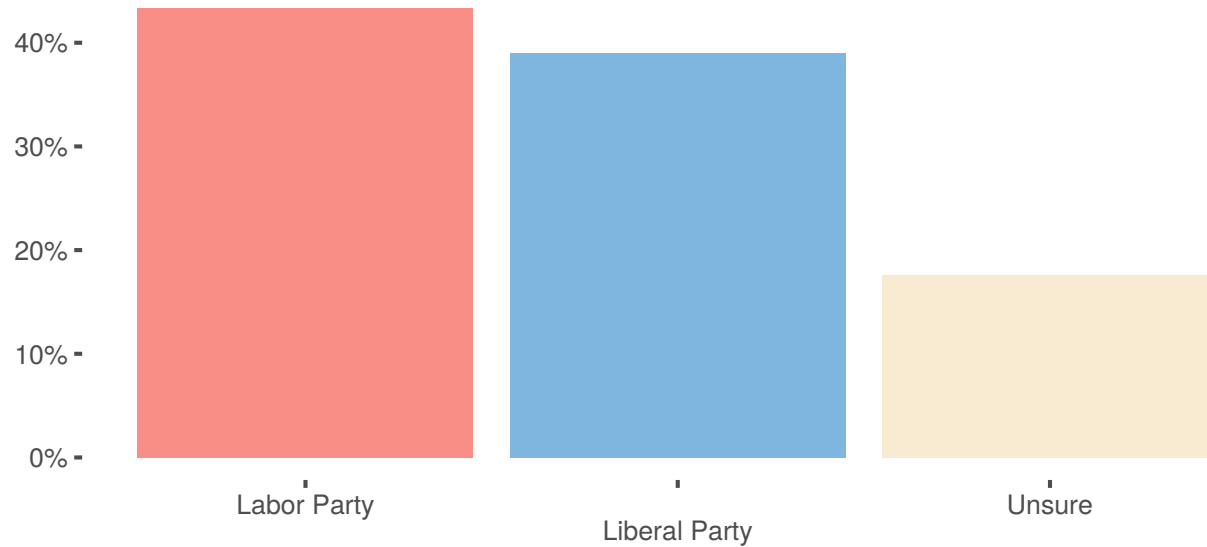
Managing Australia's Healthcare System - Details

In your opinion who is better to manage the following issues, Scott Morrison and the Liberal Party or Anthony Albanese and the Labor Party. Managing Australia's Healthcare System.

	Anthony Albanese And The Labor Party	Scott Morrison And The Liberal Party	Unsure
All Respondents	47.6%	37.2%	15.2%
Redistributed	56%	44%	
Education			
Less than Year 12	35%	43%	22%
High School	42%	45%	13%
TAFE Or Vocational Training	46%	38%	16%
University Degree	55%	34%	11%
Federal Vote Intention			
Labor	87%	4%	9%
Liberal	8%	82%	10%
Greens	85%	7%	7%
One Nation	16%	28%	56%
UAP	24%	47%	29%
An Independent	41%	17%	42%
Another Party	60%	5%	35%
Unsure	52%	22%	26%
Most Important Issues			
Education Funding	66%	29%	5%
Economic Management And Interest Rates	16%	81%	4%
Funding For Hospitals And Medicare	52%	38%	11%
Wages Growth	58%	14%	29%
National Security & Foreign Affairs	24%	69%	7%
Cost Of Living Pressures	39%	35%	26%
Climate Change	86%	3%	11%
Other	41%	37%	22%

Investing in Onshore Manufacturing

In your opinion who is better to manage the following issues, Scott Morrison and the Liberal Party or Anthony Albanese and the Labor Party. Investing in onshore manufacturing.



	Anthony Albanese And The Labor Party	Scott Morrison And The Liberal Party	Unsure
All Respondents	43.4%	39.0%	17.6%
Redistributed	53%	47%	
Age			
18 - 39	43%	38%	18%
40 - 59	44%	37%	19%
60 +	43%	41%	16%
Gender			
Female	46%	37%	18%
Male	42%	42%	16%

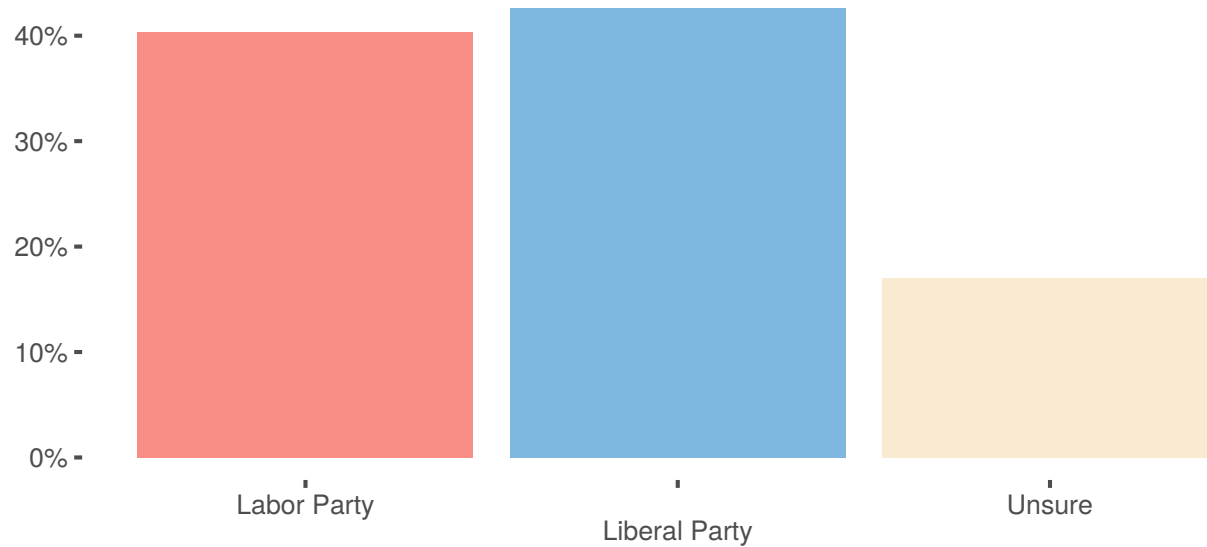
Investing in Onshore Manufacturing - Details

In your opinion who is better to manage the following issues, Scott Morrison and the Liberal Party or Anthony Albanese and the Labor Party.
Investing in onshore manufacturing.

	Anthony Albanese And The Labor Party	Scott Morrison And The Liberal Party	Unsure
All Respondents	43.4%	39.0%	17.6%
Redistributed	53%	47%	
Education			
Less than Year 12	40%	40%	20%
High School	38%	46%	16%
TAFE Or Vocational Training	45%	40%	16%
University Degree	47%	38%	16%
Federal Vote Intention			
Labor	81%	8%	11%
Liberal	6%	86%	8%
Greens	87%		13%
One Nation	10%	23%	67%
UAP	23%	41%	36%
An Independent	25%	15%	60%
Another Party	44%	19%	36%
Unsure	57%	24%	19%
Most Important Issues			
National Security & Foreign Affairs	15%	70%	14%
Education Funding	34%	38%	28%
Economic Management And Interest Rates	16%	76%	8%
Funding For Hospitals And Medicare	47%	39%	13%
Wages Growth	51%	17%	32%
Cost Of Living Pressures	36%	41%	23%
Climate Change	83%	7%	9%
Other	37%	33%	30%

National Security

In your opinion who is better to manage the following issues, Scott Morrison and the Liberal Party or Anthony Albanese and the Labor Party. National Security.



	Anthony Albanese And The Labor Party	Scott Morrison And The Liberal Party	Unsure
All Respondents	40.3%	42.7%	17.0%
Redistributed	49%	51%	
Age			
18 - 39	42%	39%	19%
40 - 59	41%	41%	18%
60 +	38%	46%	15%
Gender			
Female	41%	42%	17%
Male	40%	44%	16%

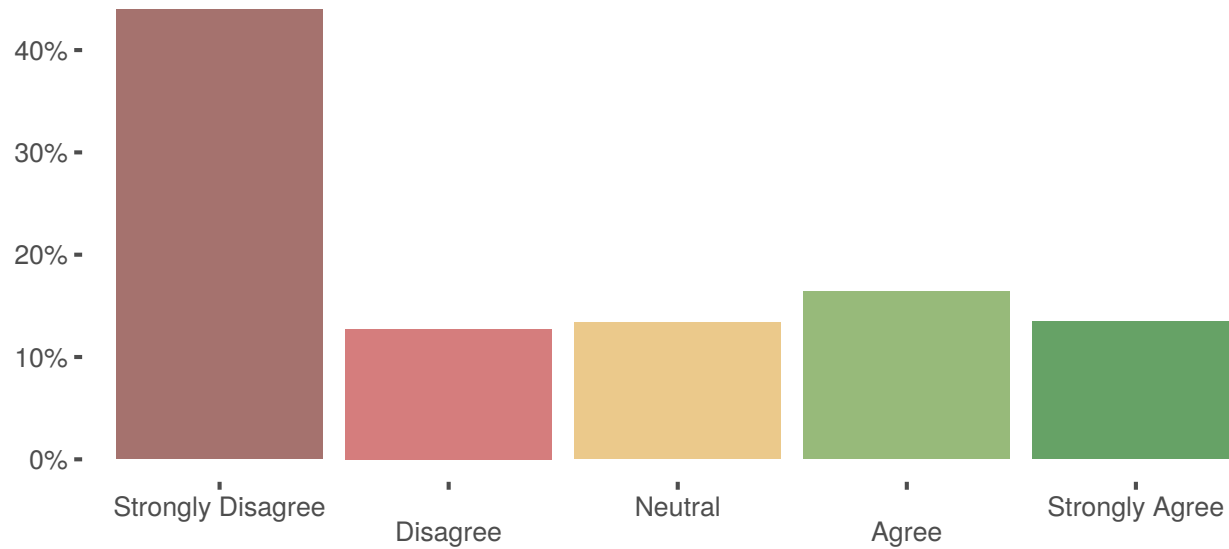
National Security - Details

In your opinion who is better to manage the following issues, Scott Morrison and the Liberal Party or Anthony Albanese and the Labor Party.
National Security.

	Anthony Albanese And The Labor Party	Scott Morrison And The Liberal Party	Unsure
All Respondents	40.3%	42.7%	17.0%
Redistributed	49%	51%	
Education			
Less than Year 12	33%	48%	19%
High School	39%	47%	15%
TAFE Or Vocational Training	42%	47%	11%
University Degree	43%	40%	17%
Federal Vote Intention			
Labor	83%	8%	9%
Liberal	5%	92%	3%
Greens	68%	5%	27%
One Nation	8%	27%	66%
UAP	13%	49%	38%
An Independent	18%	21%	61%
Another Party	37%	43%	20%
Unsure	25%	30%	45%
Most Important Issues			
National Security & Foreign Affairs	13%	77%	10%
Education Funding	33%	28%	39%
Economic Management And Interest Rates	8%	86%	6%
Funding For Hospitals And Medicare	47%	39%	14%
Wages Growth	64%	17%	19%
Cost Of Living Pressures	36%	44%	20%
Climate Change	71%	9%	19%
Other	34%	42%	25%

Liberal Party as a Safe Pair of Hands

Do you agree or disagree with the following statement: Scott Morrison and the Liberals are a safe pair of hands in these uncertain times.



	Strongly Disagree	Disagree	Neutral	Agree	Strongly Agree
All Respondents	44.0%	12.8%	13.4%	16.4%	13.5%
Age					
18 - 39	48%	9%	16%	13%	14%
40 - 59	43%	15%	13%	15%	14%
60 +	42%	13%	12%	20%	12%
Gender					
Female	45%	11%	16%	15%	13%
Male	43%	14%	10%	19%	14%

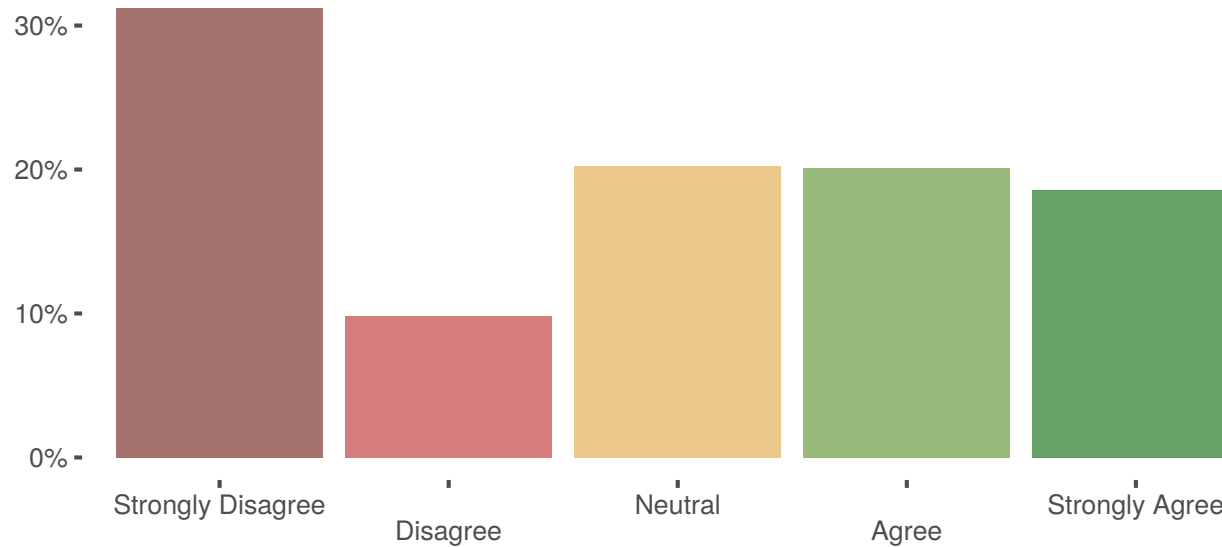
Liberal Party as a Safe Pair of Hands - Details

Do you agree or disagree with the following statement: Scott Morrison and the Liberals are a safe pair of hands in these uncertain times.

	Strongly Disagree	Disagree	Neutral	Agree	Strongly Agree
All Respondents	44.0%	12.8%	13.4%	16.4%	13.5%
Education					
Less than Year 12	33%	10%	21%	22%	14%
High School	39%	15%	12%	22%	11%
TAFE Or Vocational Training	48%	7%	14%	16%	14%
University Degree	45%	16%	11%	13%	15%
Federal Vote Intention					
Labor	67%	18%	11%	2%	2%
Liberal	18%	7%	10%	37%	28%
Greens	78%	6%	14%	1%	1%
One Nation	59%	12%	18%	5%	5%
UAP	41%	20%	21%	18%	
An Independent	31%	23%	27%	7%	12%
Another Party	10%	12%	59%	6%	13%
Unsure	17%	29%	21%	9%	23%
Most Important Issues					
Wages Growth	71%	6%	17%	1%	5%
Funding For Hospitals And Medicare	41%	15%	16%	16%	11%
National Security & Foreign Affairs	13%	16%	6%	47%	18%
Education Funding	70%	14%	16%		
Economic Management And Interest Rates	27%	6%	5%	24%	38%
Cost Of Living Pressures	32%	14%	25%	17%	12%
Climate Change	76%	14%	8%	1%	1%
Other	46%	12%	8%	17%	18%

Labor Spend on Health and Child Care

Do you agree or disagree with the following statement: Only Anthony Albanese and Labor will spend enough on aged care, Medicare, and child care.



	Strongly Disagree	Disagree	Neutral	Agree	Strongly Agree
All Respondents	31.2%	9.8%	20.3%	20.1%	18.5%
Age					
18 - 39	30%	6%	25%	22%	17%
40 - 59	32%	11%	21%	19%	18%
60 +	32%	12%	16%	20%	20%
Gender					
Female	28%	11%	19%	25%	16%
Male	36%	8%	20%	15%	21%

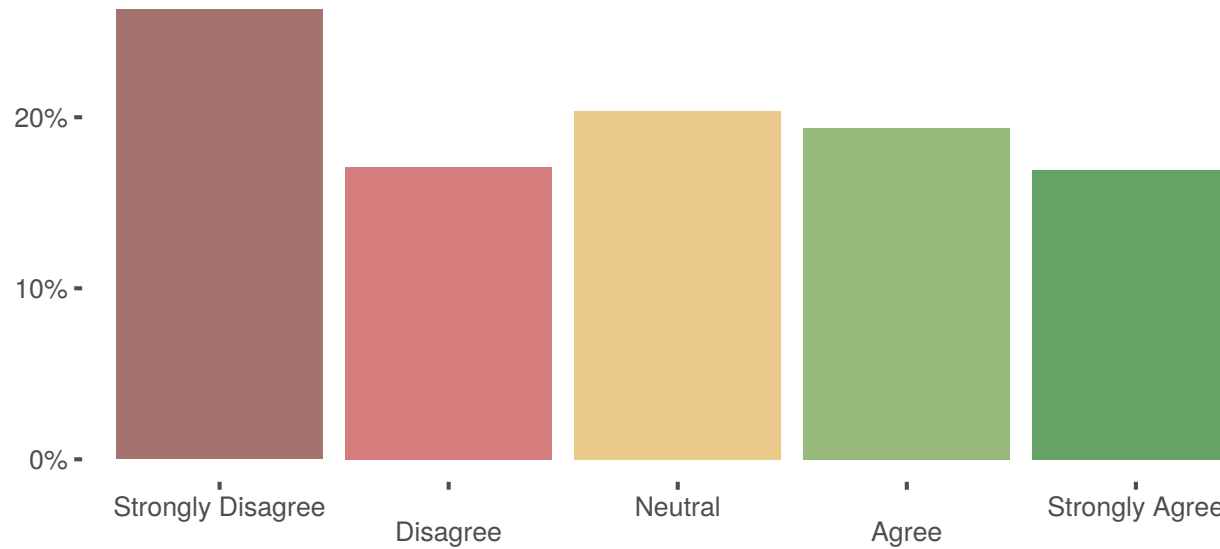
Labor Spend on Health and Child Care - Details

Do you agree or disagree with the following statement: Only Anthony Albanese and Labor will spend enough on aged care, Medicare, and child care.

	Strongly Disagree	Disagree	Neutral	Agree	Strongly Agree
All Respondents	31.2%	9.8%	20.3%	20.1%	18.5%
Education					
Less than Year 12	29%	13%	35%	9%	14%
High School	28%	17%	28%	24%	5%
TAFE Or Vocational Training	36%	13%	14%	19%	19%
University Degree	30%	6%	19%	23%	21%
Federal Vote Intention					
Labor	9%	4%	14%	34%	40%
Liberal	55%	19%	16%	7%	3%
Greens	7%	1%	26%	37%	29%
One Nation	46%	18%	27%	2%	7%
UAP	23%		46%	21%	10%
An Independent	29%	7%	41%	23%	
Another Party	24%		70%	6%	
Unsure	52%	4%	30%	11%	4%
Most Important Issues					
Economic Management And Interest Rates	62%	13%	14%	8%	3%
Wages Growth	35%	4%	6%	25%	30%
Education Funding	13%	14%	30%	27%	15%
Funding For Hospitals And Medicare	24%	13%	22%	20%	21%
National Security & Foreign Affairs	57%	13%	15%	10%	5%
Cost Of Living Pressures	28%	12%	29%	19%	12%
Climate Change	7%	2%	18%	33%	39%
Other	36%	10%	21%	18%	15%

Labor Government and Taxes

Do you agree or disagree with the following statement: Taxes will always be higher under a Labor Government.



	Strongly Disagree	Disagree	Neutral	Agree	Strongly Agree
All Respondents	26.3%	17.1%	20.4%	19.4%	16.9%
Age					
18 - 39	15%	24%	19%	23%	18%
40 - 59	30%	13%	21%	17%	19%
60 +	31%	15%	20%	19%	15%
Gender					
Female	23%	21%	25%	21%	10%
Male	30%	14%	15%	19%	23%

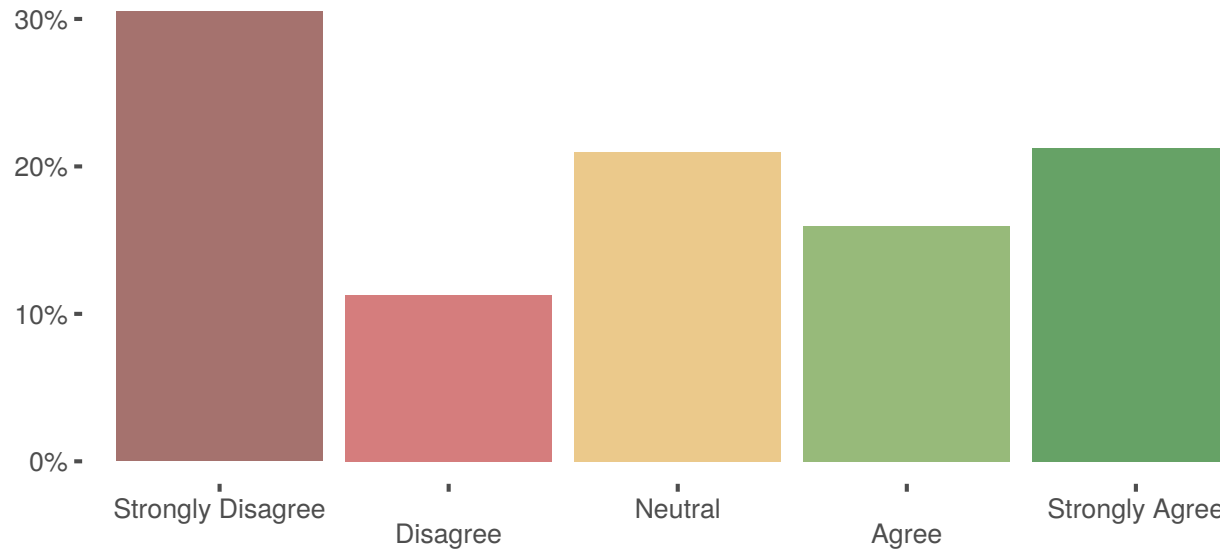
Labor Government and Taxes - Details

Do you agree or disagree with the following statement: Taxes will always be higher under a Labor Government.

	Strongly Disagree	Disagree	Neutral	Agree	Strongly Agree
All Respondents	26.3%	17.1%	20.4%	19.4%	16.9%
Education					
Less than Year 12	22%	12%	22%	21%	22%
High School	25%	13%	26%	27%	9%
TAFE Or Vocational Training	23%	15%	23%	20%	19%
University Degree	30%	20%	18%	16%	16%
Federal Vote Intention					
Labor	47%	24%	20%	5%	4%
Liberal	10%	7%	15%	36%	32%
Greens	46%	28%	18%	4%	5%
One Nation	7%	21%	22%	27%	22%
UAP	10%	17%	38%	22%	14%
An Independent	17%	18%	44%	11%	11%
Another Party	7%	6%	48%	40%	
Unsure	22%	34%	20%	5%	18%
Most Important Issues					
Funding For Hospitals And Medicare	31%	27%	18%	14%	10%
Wages Growth	41%	12%	31%	10%	5%
Economic Management And Interest Rates	14%	5%	12%	26%	44%
Education Funding	24%	39%	28%	9%	
National Security & Foreign Affairs	10%	4%	16%	39%	31%
Cost Of Living Pressures	18%	14%	23%	30%	14%
Climate Change	53%	25%	15%	5%	2%
Other	12%	16%	33%	14%	25%

Government Change for Pay Increase

Do you agree or disagree with the following statement: To get my pay moving again, we need to change the government.



	Strongly Disagree	Disagree	Neutral	Agree	Strongly Agree
All Respondents	30.5%	11.3%	21.0%	16.0%	21.3%
Age					
18 - 39	27%	7%	26%	14%	27%
40 - 59	32%	11%	16%	20%	21%
60 +	32%	15%	21%	15%	18%
Gender					
Female	24%	9%	25%	22%	20%
Male	38%	13%	16%	10%	23%

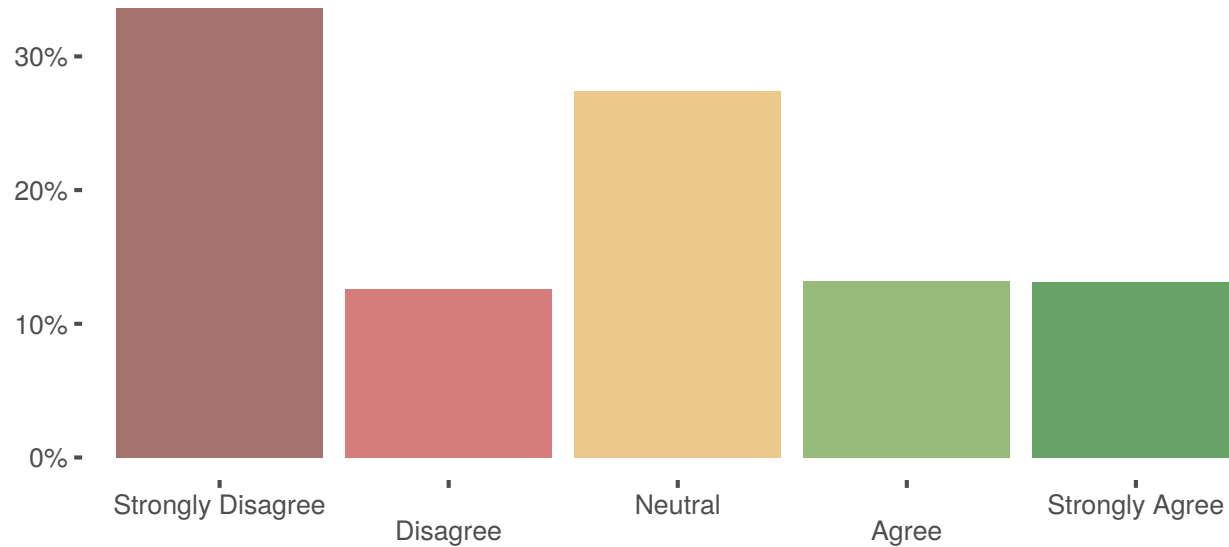
Government Change for Pay Increase - Details

Do you agree or disagree with the following statement: To get my pay moving again, we need to change the government.

	Strongly Disagree	Disagree	Neutral	Agree	Strongly Agree
All Respondents	30.5%	11.3%	21.0%	16.0%	21.3%
Education					
Less than Year 12	29%	16%	28%	11%	16%
High School	30%	20%	20%	18%	11%
TAFE Or Vocational Training	30%	11%	21%	11%	28%
University Degree	31%	9%	18%	19%	23%
Federal Vote Intention					
Labor	11%	7%	16%	30%	36%
Liberal	61%	16%	16%	5%	2%
Greens	1%	10%	29%	24%	37%
One Nation	14%	9%	20%	14%	43%
UAP	35%	10%	39%	7%	10%
An Independent	23%	10%	40%	8%	19%
Another Party	21%		69%	10%	
Unsure	18%	15%	36%		31%
Most Important Issues					
National Security & Foreign Affairs	58%	10%	20%	5%	7%
Funding For Hospitals And Medicare	32%	16%	25%	11%	17%
Wages Growth	20%	10%	5%	29%	37%
Economic Management And Interest Rates	62%	14%	11%	4%	9%
Education Funding	19%	23%	28%	30%	
Cost Of Living Pressures	27%	7%	31%	21%	14%
Climate Change	7%	8%	24%	23%	38%
Other	26%	16%	7%	15%	37%

Secret Plan to Cut Health and Education

Do you agree or disagree with the following statement: If Scott Morrison and the Liberals are re-elected, they have a secret plan to cut 3 billion from health and education and other services.



	Strongly Disagree	Disagree	Neutral	Agree	Strongly Agree
All Respondents	33.7%	12.6%	27.4%	13.2%	13.1%
Age					
18 - 39	37%	8%	31%	11%	13%
40 - 59	31%	13%	27%	14%	16%
60 +	34%	16%	25%	14%	11%
Gender					
Female	28%	15%	31%	14%	12%
Male	38%	10%	26%	12%	14%

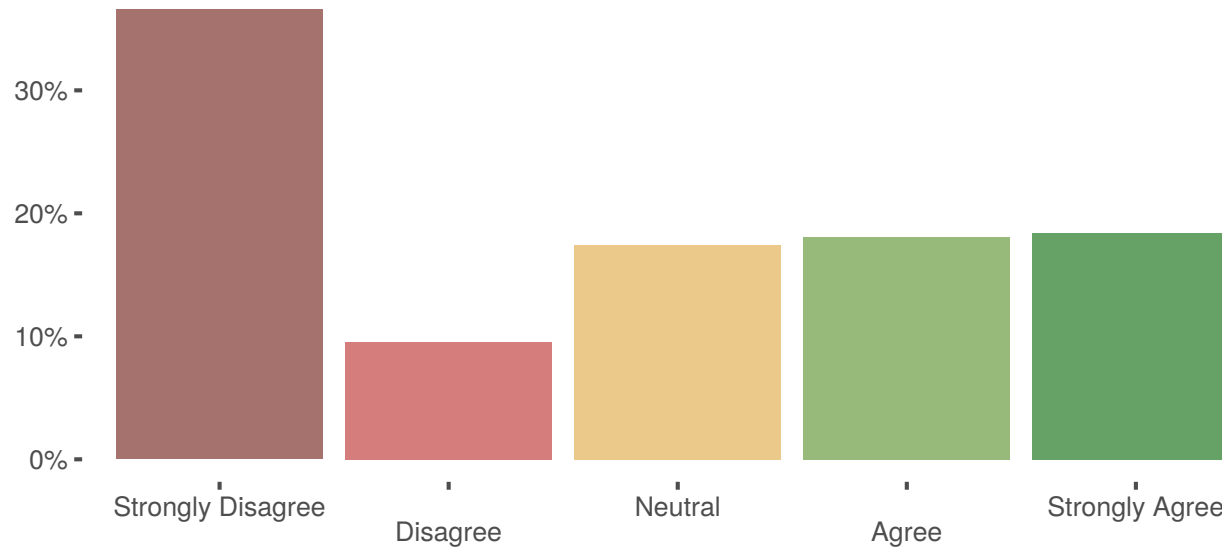
Secret Plan to Cut Health and Education - Details

Do you agree or disagree with the following statement: If Scott Morrison and the Liberals are re-elected, they have a secret plan to cut 3 billion from health and education and other services.

	Strongly Disagree	Disagree	Neutral	Agree	Strongly Agree
All Respondents	33.7%	12.6%	27.4%	13.2%	13.1%
Education					
Less than Year 12	36%	12%	21%	20%	12%
High School	35%	18%	23%	16%	8%
TAFE Or Vocational Training	30%	11%	32%	14%	13%
University Degree	34%	12%	26%	12%	15%
Federal Vote Intention					
Labor	9%	13%	27%	28%	22%
Liberal	64%	16%	16%	1%	3%
Greens	7%	3%	48%	20%	22%
One Nation	40%	9%	38%	2%	12%
UAP	19%	14%	49%	4%	14%
An Independent	31%	11%	39%	11%	9%
Another Party	18%	18%	64%		
Unsure	29%	10%	28%	11%	23%
Most Important Issues					
Funding For Hospitals And Medicare	32%	17%	23%	16%	13%
Education Funding	17%	15%	31%	19%	18%
Economic Management And Interest Rates	67%	12%	16%		5%
Wages Growth	38%		21%	30%	11%
National Security & Foreign Affairs	59%	23%	13%		5%
Cost Of Living Pressures	34%	11%	28%	14%	14%
Climate Change	4%	8%	44%	23%	20%
Other	30%	15%	32%	7%	17%

Labor's Money Management

Do you agree or disagree with the following statement: Labor can't manage money, that's why they come after yours.



	Strongly Disagree	Disagree	Neutral	Agree	Strongly Agree
All Respondents	36.6%	9.5%	17.4%	18.1%	18.4%
Age					
18 - 39	33%	5%	22%	19%	20%
40 - 59	33%	8%	19%	17%	22%
60 +	41%	13%	13%	18%	15%
Gender					
Female	35%	11%	21%	18%	15%
Male	39%	7%	14%	17%	22%

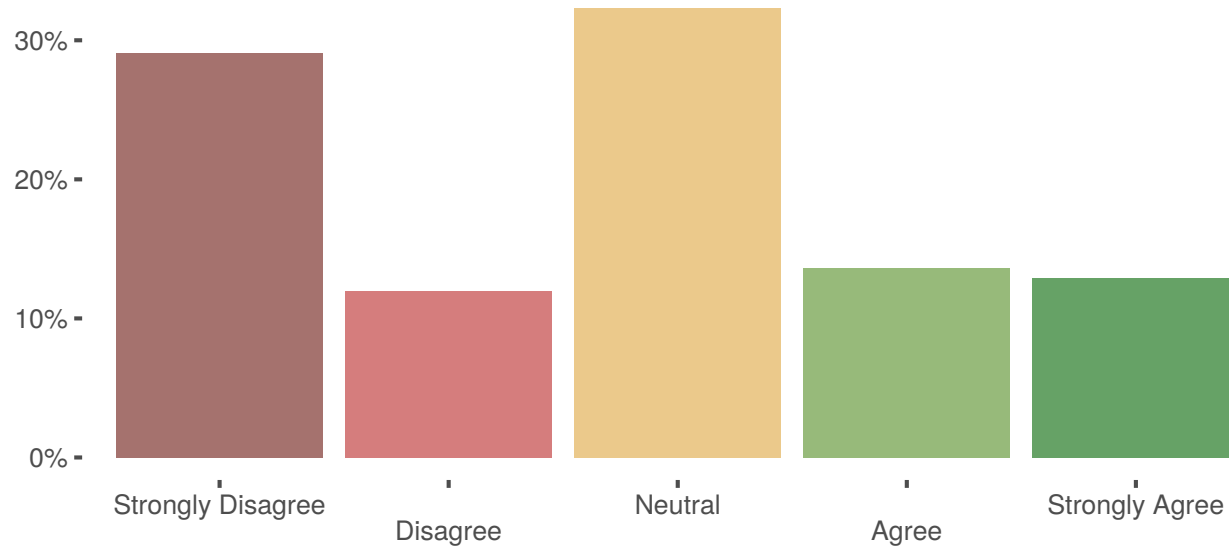
Labor's Money Management - Details

Do you agree or disagree with the following statement: Labor can't manage money, that's why they come after yours.

	Strongly Disagree	Disagree	Neutral	Agree	Strongly Agree
All Respondents	36.6%	9.5%	17.4%	18.1%	18.4%
Education					
Less than Year 12	26%	11%	22%	19%	21%
High School	34%	14%	16%	22%	14%
TAFE Or Vocational Training	36%	9%	18%	22%	15%
University Degree	41%	7%	16%	13%	22%
Federal Vote Intention					
Labor	71%	13%	11%	4%	2%
Liberal	10%	8%	16%	32%	34%
Greens	60%	9%	20%	2%	10%
One Nation	9%	2%	18%	48%	22%
UAP	4%		57%	15%	24%
An Independent	20%	20%	32%	14%	14%
Another Party	12%		54%	15%	19%
Unsure	47%	6%	24%	5%	18%
Most Important Issues					
Economic Management And Interest Rates	14%	10%	10%	21%	46%
National Security & Foreign Affairs	9%	3%	21%	28%	39%
Education Funding	72%		23%	5%	
Wages Growth	47%	7%	11%	28%	7%
Funding For Hospitals And Medicare	44%	14%	17%	14%	11%
Cost Of Living Pressures	27%	10%	25%	25%	13%
Climate Change	70%	12%	11%	2%	5%
Other	26%	6%	21%	22%	25%

Liberal Plan for Cashless Pension Card

Do you agree or disagree with the following statement: Scott Morrison and the Liberals have a secret plan to move penioners onto a cashless debit card.



	Strongly Disagree	Disagree	Neutral	Agree	Strongly Agree
All Respondents	29.1%	12.0%	32.3%	13.7%	12.9%
Age					
18 - 39	26%	7%	42%	8%	17%
40 - 59	30%	9%	30%	18%	14%
60 +	30%	17%	28%	14%	10%
Gender					
Female	24%	14%	35%	15%	12%
Male	35%	9%	29%	12%	14%

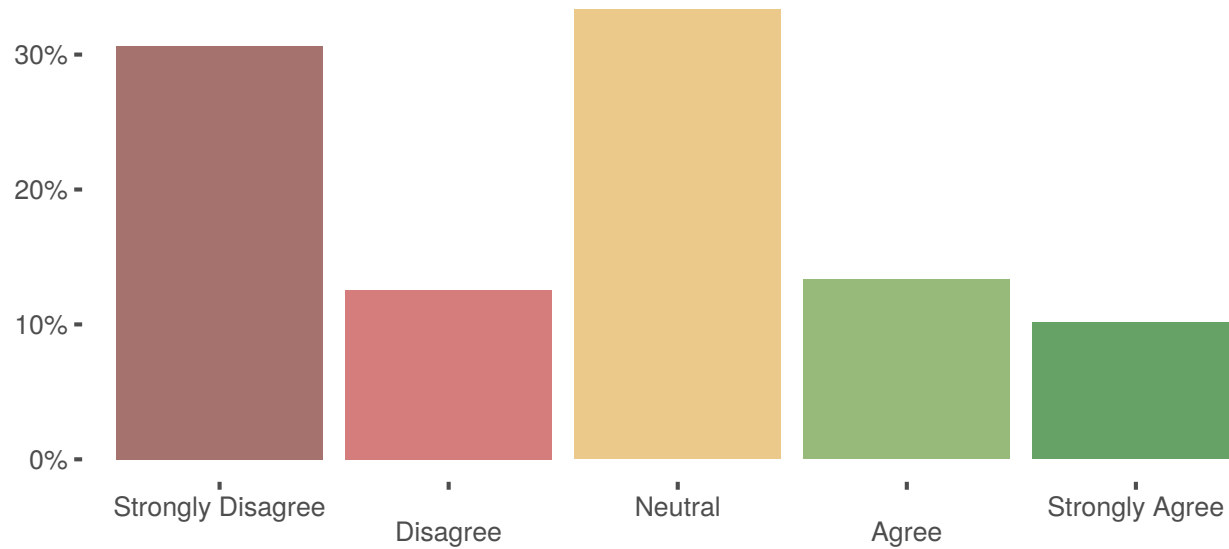
Liberal Plan for Cashless Pension Card - Details

Do you agree or disagree with the following statement: Scott Morrison and the Liberals have a secret plan to move penioners onto a cashless debit card.

	Strongly Disagree	Disagree	Neutral	Agree	Strongly Agree
All Respondents	29.1%	12.0%	32.3%	13.7%	12.9%
Education					
Less than Year 12	30%	15%	29%	9%	17%
High School	27%	20%	33%	12%	8%
TAFE Or Vocational Training	27%	9%	36%	13%	15%
University Degree	31%	9%	32%	15%	13%
Federal Vote Intention					
Labor	10%	14%	33%	20%	24%
Liberal	57%	14%	26%	2%	1%
Greens	3%	5%	53%	19%	20%
One Nation	17%	7%	37%	31%	9%
UAP	19%	5%	45%	26%	5%
An Independent	16%	10%	24%	22%	28%
Another Party	12%	14%	63%	10%	
Unsure	33%		31%	17%	19%
Most Important Issues					
Economic Management And Interest Rates	61%	15%	16%	2%	7%
Education Funding	30%	23%	20%	21%	6%
Wages Growth	35%	8%	26%	13%	18%
Funding For Hospitals And Medicare	29%	14%	26%	20%	10%
National Security & Foreign Affairs	52%	15%	19%	8%	6%
Cost Of Living Pressures	22%	11%	42%	11%	14%
Climate Change	5%	10%	46%	19%	20%
Other	24%	8%	36%	16%	15%

Secret Plan to Introduce Death Taxes

Do you agree or disagree with the following statement: Anthony Albanese and Labor have a secret plan to introduce death taxes.



	Strongly Disagree	Disagree	Neutral	Agree	Strongly Agree
All Respondents	30.6%	12.6%	33.3%	13.3%	10.1%
Age					
18 - 39	29%	12%	35%	13%	12%
40 - 59	30%	9%	39%	12%	10%
60 +	32%	16%	28%	14%	10%
Gender					
Female	26%	12%	40%	15%	7%
Male	36%	13%	25%	13%	13%

Secret Plan to Introduce Death Taxes - Details

Do you agree or disagree with the following statement: Anthony Albanese and Labor have a secret plan to introduce death taxes.

	Strongly Disagree	Disagree	Neutral	Agree	Strongly Agree
All Respondents	30.6%	12.6%	33.3%	13.3%	10.1%
Education					
Less than Year 12	21%	9%	42%	16%	12%
High School	33%	16%	26%	16%	9%
TAFE Or Vocational Training	29%	10%	39%	12%	10%
University Degree	33%	15%	30%	11%	10%
Federal Vote Intention					
Labor	60%	19%	18%	2%	1%
Liberal	5%	6%	42%	29%	18%
Greens	41%	23%	34%		2%
One Nation	15%	5%	57%	6%	17%
UAP	19%	4%	52%	11%	13%
An Independent	26%	17%	40%	6%	10%
Another Party	53%		30%	10%	7%
Unsure	29%	6%	32%	10%	22%
Most Important Issues					
National Security & Foreign Affairs	8%	5%	42%	25%	20%
Wages Growth	45%	13%	26%	8%	9%
Funding For Hospitals And Medicare	39%	14%	30%	10%	6%
Economic Management And Interest Rates	10%	11%	30%	26%	23%
Education Funding	42%	35%	18%		5%
Cost Of Living Pressures	24%	9%	43%	17%	7%
Climate Change	54%	15%	27%	4%	1%
Other	23%	16%	34%	9%	18%