



INFLUENCE WITH INTEGRITY

Greenway Poll

4-6 April 2022

Contents

- Methodology** **2**

- Results** **4**
 - Federal Vote Intention 4
 - Certainty 6
 - Undecided 7
 - Most Important Issues 8
 - Keeping Interest Rates Low 10
 - Taking Action on Climate Change 12
 - Cost of Living Pressures 14
 - Managing Australia’s Healthcare System 16
 - Investing in Onshore Manufacturing 18
 - National Security 20
 - Liberal Party as a Safe Pair of Hands 22
 - Labor Spend on Health and Child Care 24
 - Labor Government and Taxes 26
 - Government Change for Pay Increase 28
 - Secret Plan to Cut Health and Education 30
 - Labor’s Money Management 32
 - Liberal Plan for Cashless Pension Card 34
 - Secret Plan to Introduce Death Taxes 36

Methodology

Data Collection

This study was conducted via touch-tone response automated phone survey conducted 4-6 April 2022. Surveys are conducted between 17:30 - 20:20 weekdays and 10:00 - 17:30 Saturdays at the local time of respondents so as to not over-sample nonworkers and stay-at-homes.

The study was conducted among a sample of n=999 people aged 18 years and over from a population of 110,343. Telephone numbers were licensed from a commercial provider and include both landline and mobile phone numbers. In this survey 50.3% of respondents were reached via mobile phone.

Weighting

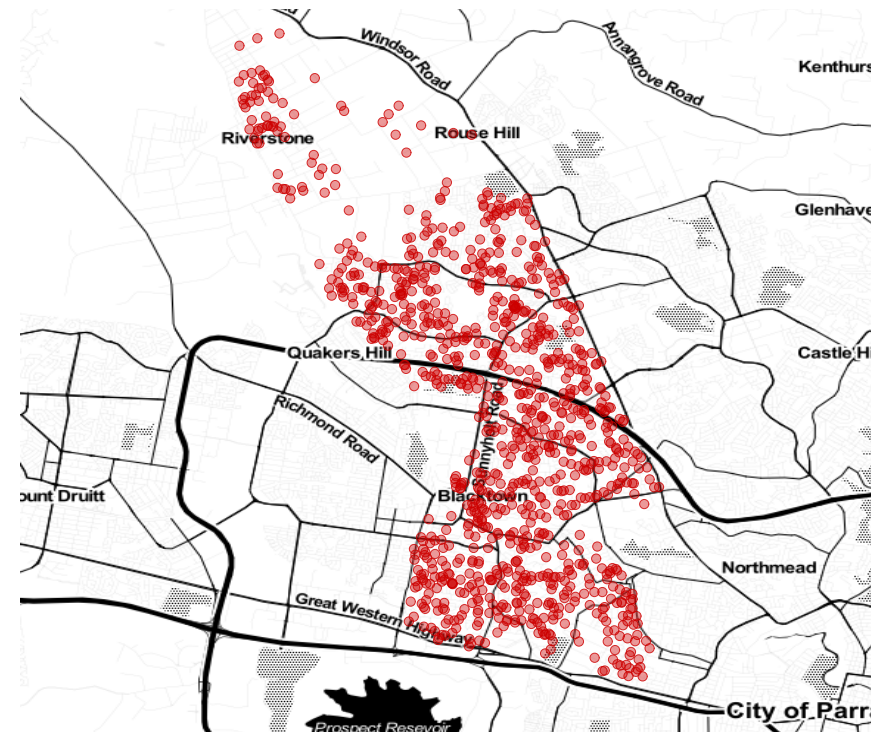
Following the completion of the surveys, the data was cell-weighted by gender and age to reflect local population proportions and balanced by phone type. The effective sample size following weighting is 733 meaning the effective margin of error is +/-3.6%.

For further information or clarification about the methodology of this survey contact:

Kos Samaras

+61407047898
samarask@redbridgegroup.com.au

Respondent Geography

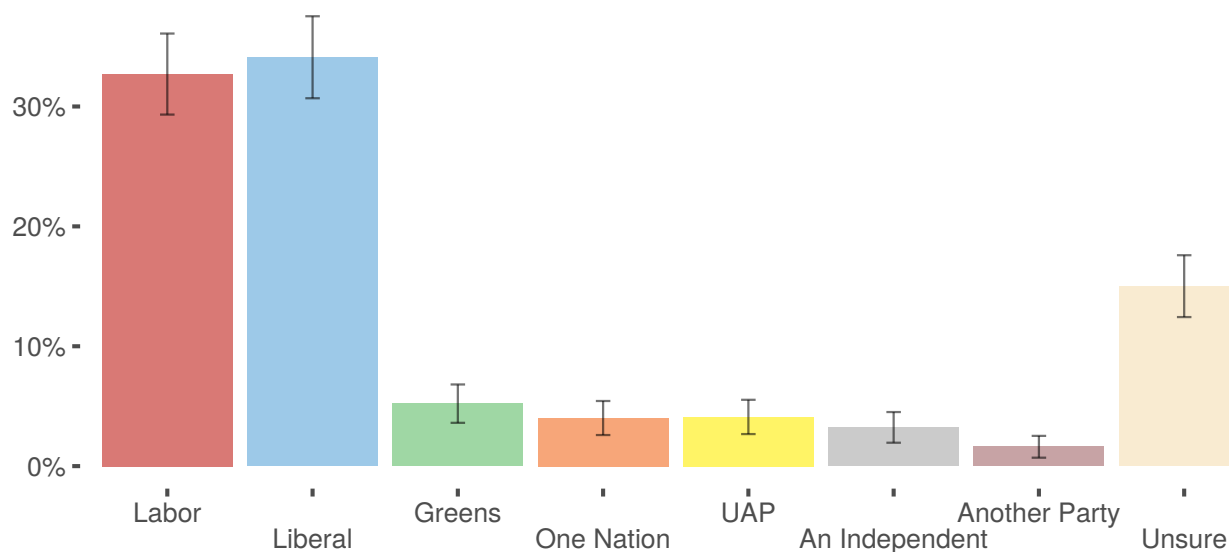


Map tiles by Stamen Design (stamen.com) under creativecommons.org CC BY 3.0. Data © OpenStreetMap.org contributors under opendatacommons.org ODbL

Results

Federal Vote Intention

If a Federal election was held today, which of the following would receive your first preference vote in the House of Representatives?



	The Labor Party	The Liberal Party	The Greens	One Nation	United Australia Party	An Independent	Another Party	Unsure
All Respondents	32.7%	34.1%	5.2%	4.0%	4.1%	3.2%	1.6%	15.0%
Redistributed	38%	40%	6%	5%	5%	4%	2%	
Age								
18 - 39	34%	31%	11%	5%	4%	4%	2%	9%
40 - 59	37%	37%	4%	5%	4%	2%	3%	7%
60 +	36%	44%	1%	3%	4%	4%	1%	7%
Gender								
Female	36%	37%	8%	4%	2%	3%	2%	7%
	37%	36%	3%	4%	6%	3%	2%	8%

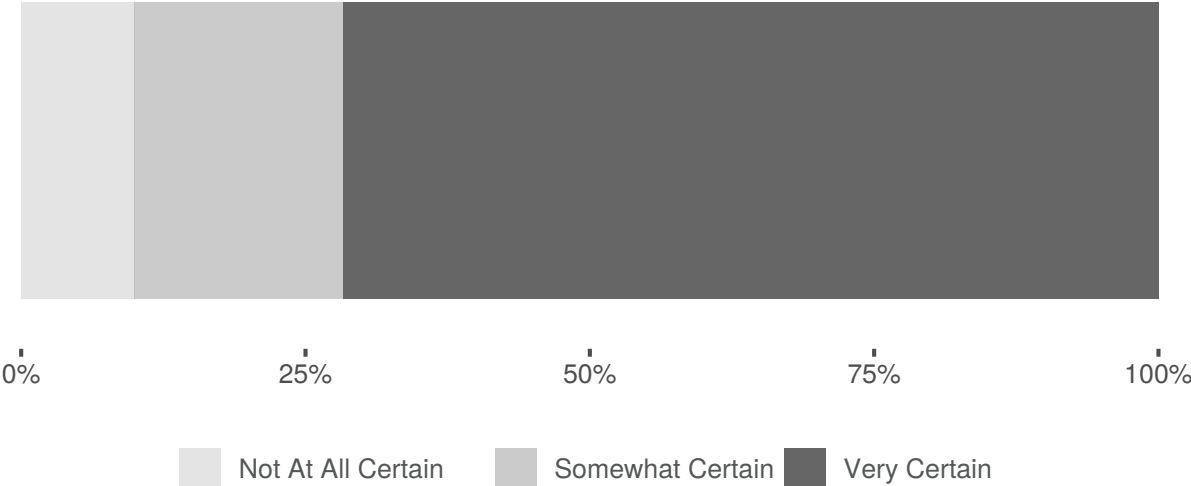
Federal Vote Intention - Details

If a Federal election was held today, which of the following would receive your first preference vote in the House of Representatives?

	The Labor Party	The Liberal Party	The Greens	One Nation	United Australia Party	An Independent	Another Party	Unsure
All Respondents	32.7%	34.1%	5.2%	4.0%	4.1%	3.2%	1.6%	15.0%
Redistributed	38%	40%	6%	5%	5%	4%	2%	
Education								
Less than Year 12	41%	42%	1%	3%	2%	3%		7%
High School	29%	47%	0%	2%	5%	2%		15%
TAFE Or Vocational Training	25%	46%	5%	5%	2%	7%	3%	7%
University Degree	38%	34%	10%	6%	4%	3%	0%	5%
Most Important Issues								
National Security & Foreign Affairs	13%	63%	1%	9%	1%	3%	2%	7%
Economic Management And Interest Rates	32%	56%	3%	2%	2%	2%		4%
Funding For Hospitals And Medicare	55%	33%	5%	1%	2%	2%		2%
Education Funding	44%	32%	14%		4%	5%		
Wages Growth	45%	37%	2%	3%	1%	8%	1%	3%
Cost Of Living Pressures	37%	31%	5%	4%	5%	2%	2%	15%
Climate Change	56%	9%	24%	0%		4%	4%	3%
Other	16%	11%	3%	19%	19%	12%	5%	15%

Certainty

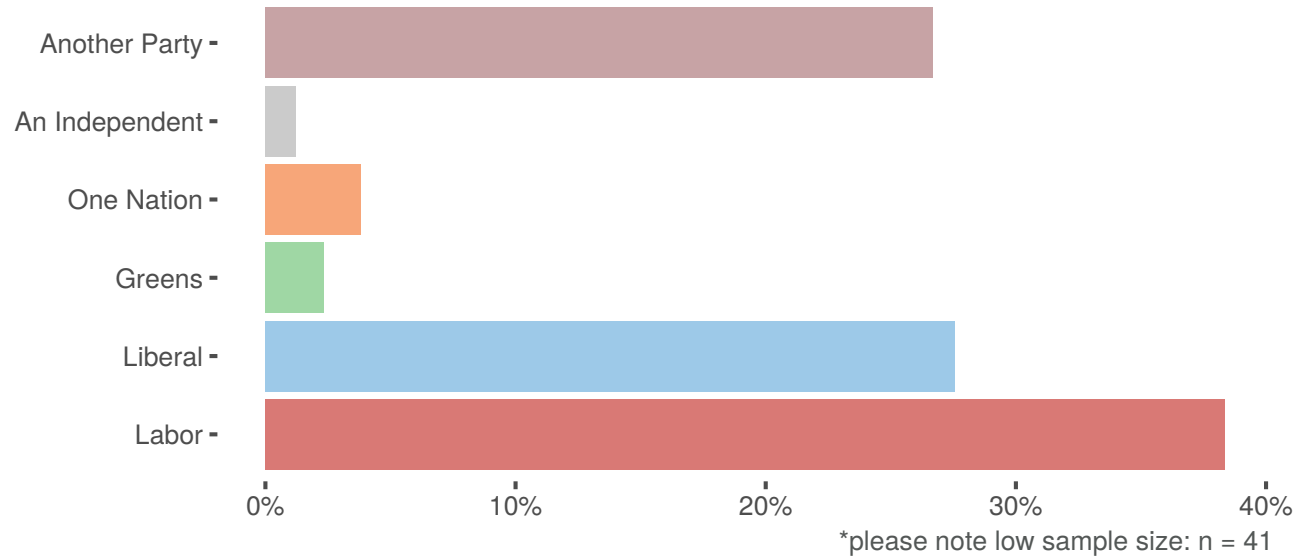
How certain are you that you will vote that way on election day?



	Not At All Certain	Somewhat Certain	Very Certain
All Respondents	10.0%	18.3%	71.7%

Undecided

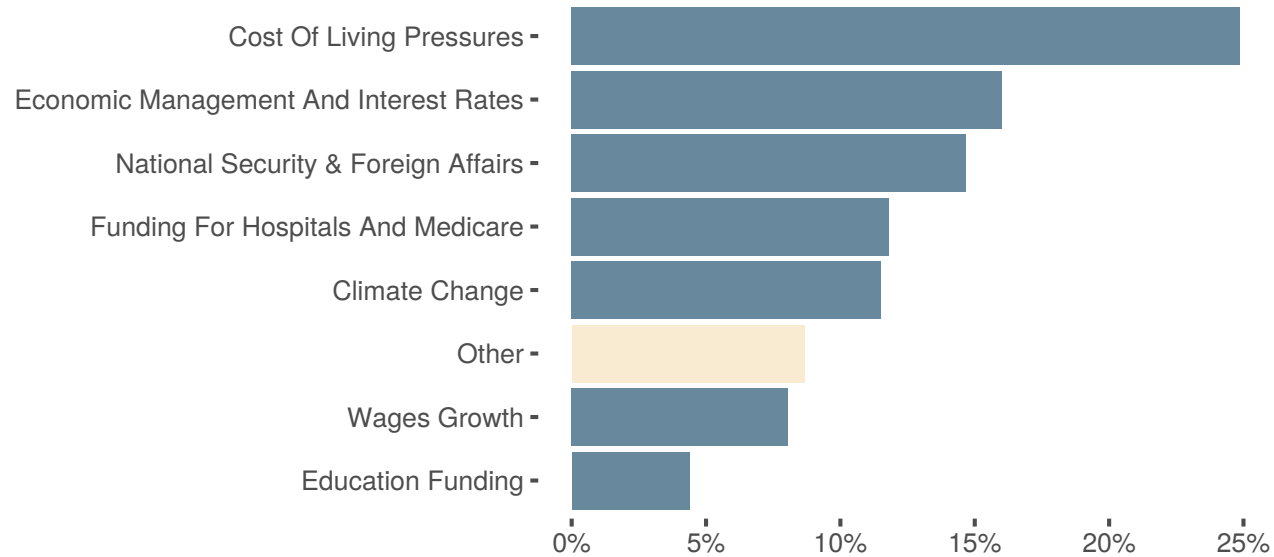
Being undecided, to which of the following do you have even a slight leaning?



	The Labor Party	The Liberal Party	The Greens	One Nation	An Independent	Another Party
All Respondents	38.4%	27.6%	2.3%	3.8%	1.2%	26.7%

Most Important Issues

The Federal election is due in the next two months. Which of the following issues will most influence your vote?



	Cost Of Living Pressures	Economic Management And Interest Rates	National Security & Foreign Affairs	Funding For Hospitals And Medicare	Climate Change	Something Else	Wages Growth	Education Funding
All Respondents	24.9%	16.0%	14.7%	11.8%	11.5%	8.7%	8.0%	4.4%
Age								
18 - 39	29%	10%	10%	10%	14%	9%	11%	6%
40 - 59	23%	21%	15%	10%	9%	8%	9%	4%
60 +	21%	16%	20%	17%	12%	9%	2%	3%
Gender								
Female	26%	12%	15%	13%	13%	8%	7%	5%
Male	25%	20%	15%	11%	10%	8%	8%	3%

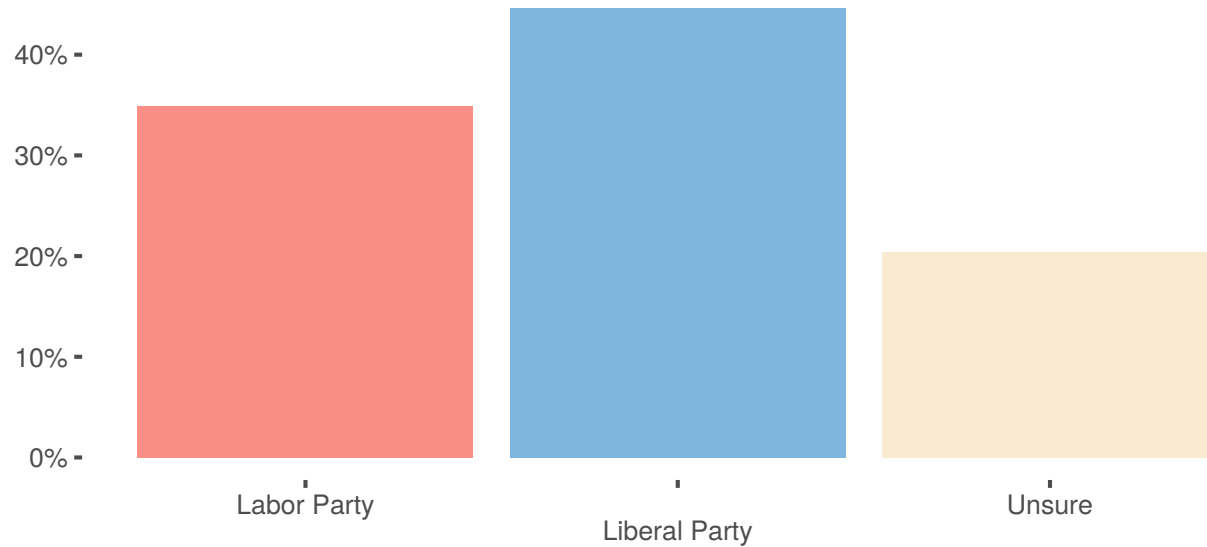
Most Important Issues - Details

The Federal election is due in the next two months. Which of the following issues will most influence your vote?

	Cost Of Living Pressures	Economic Management And Interest Rates	National Security & Foreign Affairs	Funding For Hospitals And Medicare	Climate Change	Something Else	Wages Growth	Education Funding
All Respondents	24.9%	16.0%	14.7%	11.8%	11.5%	8.7%	8.0%	4.4%
Education								
Less than Year 12	31%	9%	12%	25%	9%	2%	2%	10%
High School	31%	18%	18%	16%	9%	1%	7%	1%
TAFE Or Vocational Training	25%	15%	23%	11%	7%	6%	8%	5%
University Degree	19%	19%	14%	8%	15%	12%	7%	7%
Federal Vote Intention								
Labor	26%	14%	5%	18%	18%	4%	10%	5%
Liberal	21%	25%	26%	11%	3%	3%	8%	4%
Greens	19%	7%	3%	9%	45%	5%	3%	10%
One Nation	19%	8%	29%	3%	1%	35%	5%	
UAP	34%	7%	5%	5%		42%	3%	4%
An Independent	10%	8%	12%	7%	11%	29%	17%	6%
Another Party	25%		15%		26%	28%	6%	
Unsure	50%	8%	14%	3%	5%	17%	4%	

Keeping Interest Rates Low

In your opinion who is better to manage the following issues Scott Morrison and the Liberal Party or Anthony Albanese and the Labor Party. Keeping interest rates as low as possible.



	Anthony Albanese And The Labor Party	Scott Morrison And The Liberal Party	Unsure
All Respondents	34.9%	44.7%	20.4%
Redistributed	44%	56%	
Age			
18 - 39	43%	35%	22%
40 - 59	33%	47%	20%
60 +	27%	53%	19%
Gender			
Female	33%	46%	21%
Male	37%	43%	20%

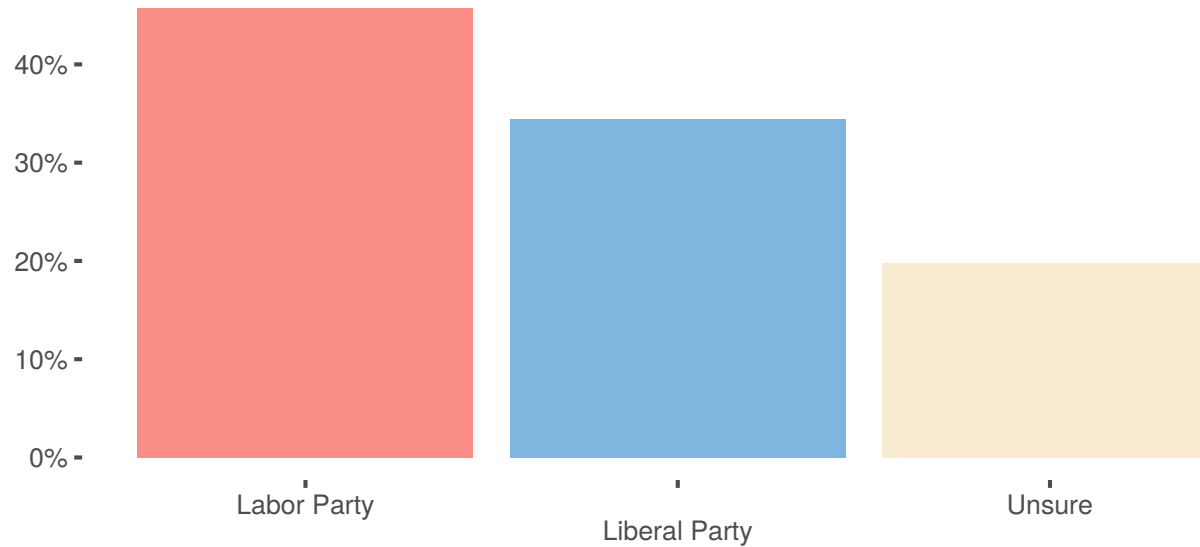
Keeping Interest Rates Low - Details

In your opinion who is better to manage the following issues Scott Morrison and the Liberal Party or Anthony Albanese and the Labor Party. Keeping interest rates as low as possible.

	Anthony Albanese And The Labor Party	Scott Morrison And The Liberal Party	Unsure
All Respondents	34.9%	44.7%	20.4%
Redistributed	44%	56%	
Education			
Less than Year 12	48%	39%	14%
High School	28%	60%	12%
TAFE Or Vocational Training	27%	52%	21%
University Degree	31%	46%	23%
Federal Vote Intention			
Labor	68%	14%	18%
Liberal	6%	87%	7%
Greens	64%	12%	23%
One Nation	6%	56%	37%
UAP	20%	22%	59%
An Independent	49%	23%	28%
Another Party	25%	14%	61%
Unsure	14%	31%	55%
Most Important Issues			
Education Funding	63%	22%	15%
Economic Management And Interest Rates	20%	67%	12%
Funding For Hospitals And Medicare	53%	35%	12%
National Security & Foreign Affairs	8%	76%	16%
Wages Growth	44%	36%	20%
Cost Of Living Pressures	31%	42%	27%
Climate Change	68%	9%	23%
Other	28%	34%	37%

Taking Action on Climate Change

In your opinion who is better to manage the following issues, Scott Morrison and the Liberal Party or Anthony Albanese and the Labor Party. Taking appropriate action on climate change.



	Anthony Albanese And The Labor Party	Scott Morrison And The Liberal Party	Unsure
All Respondents	45.8%	34.5%	19.7%
Redistributed	57%	43%	
Age			
18 - 39	59%	23%	18%
40 - 59	42%	39%	20%
60 +	35%	43%	22%
Gender			
Female	44%	34%	21%
Male	47%	34%	19%

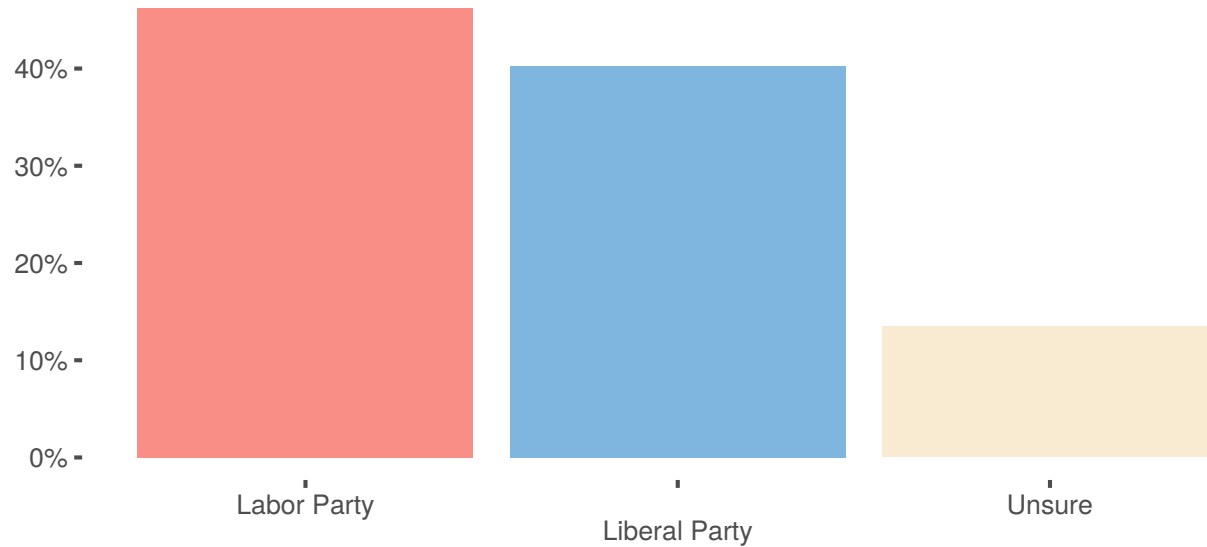
Taking Action on Climate Change - Details

In your opinion who is better to manage the following issues, Scott Morrison and the Liberal Party or Anthony Albanese and the Labor Party.
Taking appropriate action on climate change.

	Anthony Albanese And The Labor Party	Scott Morrison And The Liberal Party	Unsure
All Respondents	45.8%	34.5%	19.7%
Redistributed	57%	43%	
Education			
Less than Year 12	41%	46%	13%
High School	43%	43%	14%
TAFE Or Vocational Training	32%	40%	29%
University Degree	51%	31%	18%
Federal Vote Intention			
Labor	82%	7%	12%
Liberal	11%	76%	12%
Greens	76%	1%	23%
One Nation	6%	31%	63%
UAP	30%	33%	37%
An Independent	53%	12%	35%
Another Party	61%		39%
Unsure	40%	11%	50%
Most Important Issues			
Education Funding	69%	24%	7%
Economic Management And Interest Rates	30%	54%	17%
National Security & Foreign Affairs	18%	62%	20%
Funding For Hospitals And Medicare	60%	25%	14%
Wages Growth	54%	30%	17%
Cost Of Living Pressures	43%	30%	27%
Climate Change	88%	5%	6%
Other	39%	21%	40%

Cost of Living Pressures

In your opinion who is better to manage the following issues, Scott Morrison and the Liberal Party or Anthony Albanese and the Labor Party. Helping with cost of living pressures.



	Anthony Albanese And The Labor Party	Scott Morrison And The Liberal Party	Unsure
All Respondents	46.3%	40.3%	13.5%
Redistributed	53%	47%	
Age			
18 - 39	58%	29%	13%
40 - 59	43%	44%	14%
60 +	36%	50%	14%
Gender			
Female	45%	41%	14%
Male	48%	39%	13%

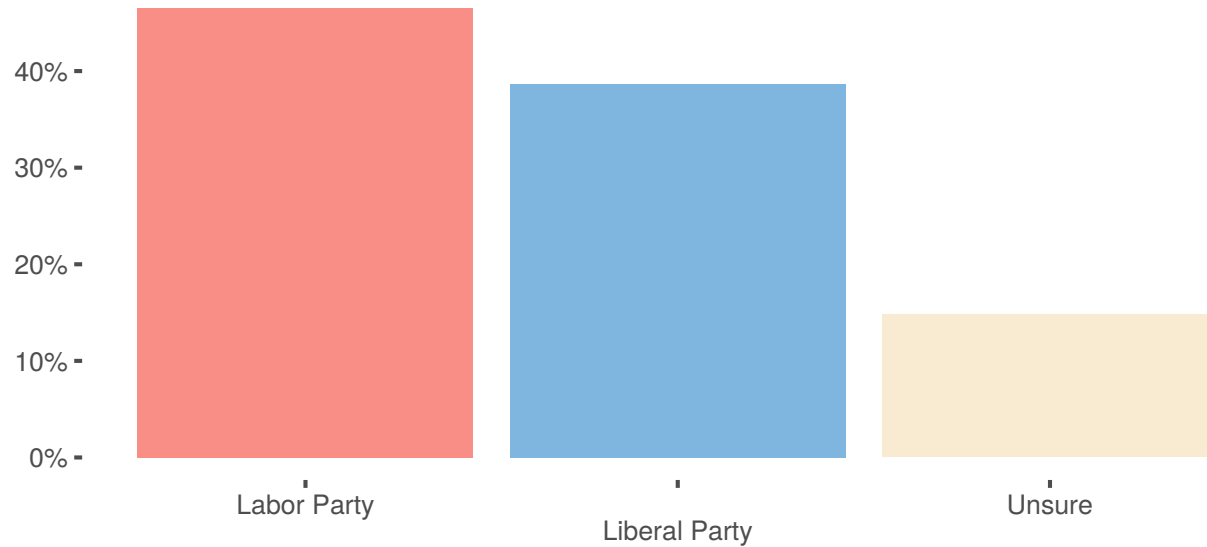
Cost of Living Pressures - Details

In your opinion who is better to manage the following issues, Scott Morrison and the Liberal Party or Anthony Albanese and the Labor Party. Helping with cost of living pressures.

	Anthony Albanese And The Labor Party	Scott Morrison And The Liberal Party	Unsure
All Respondents	46.3%	40.3%	13.5%
Redistributed	53%	47%	
Education			
Less than Year 12	45%	45%	10%
High School	40%	54%	6%
TAFE Or Vocational Training	32%	52%	16%
University Degree	52%	35%	13%
Federal Vote Intention			
Labor	84%	7%	10%
Liberal	9%	88%	3%
Greens	81%	1%	18%
One Nation	12%	34%	53%
UAP	33%	28%	39%
An Independent	43%	30%	27%
Another Party	49%	13%	38%
Unsure	55%	13%	32%
Most Important Issues			
Education Funding	68%	24%	9%
Economic Management And Interest Rates	26%	64%	9%
Funding For Hospitals And Medicare	58%	37%	6%
National Security & Foreign Affairs	13%	72%	15%
Wages Growth	52%	36%	12%
Cost Of Living Pressures	50%	33%	18%
Climate Change	84%	7%	9%
Other	48%	23%	29%

Managing Australia's Healthcare System

In your opinion who is better to manage the following issues, Scott Morrison and the Liberal Party or Anthony Albanese and the Labor Party. Managing Australia's Healthcare System.



	Anthony Albanese And The Labor Party	Scott Morrison And The Liberal Party	Unsure
All Respondents	46.6%	38.6%	14.8%
Redistributed	55%	45%	
Age			
18 - 39	58%	27%	15%
40 - 59	42%	41%	16%
60 +	38%	50%	12%
Gender			
Female	43%	40%	17%
Male	50%	38%	12%

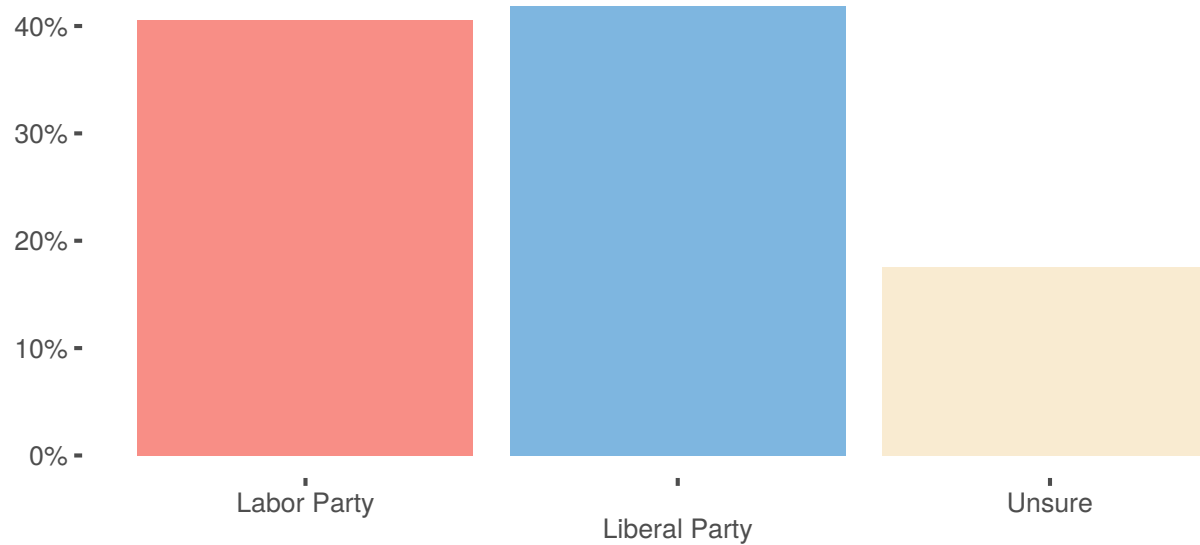
Managing Australia's Healthcare System - Details

In your opinion who is better to manage the following issues, Scott Morrison and the Liberal Party or Anthony Albanese and the Labor Party. Managing Australia's Healthcare System.

	Anthony Albanese And The Labor Party	Scott Morrison And The Liberal Party	Unsure
All Respondents	46.6%	38.6%	14.8%
Redistributed	55%	45%	
Education			
Less than Year 12	34%	49%	17%
High School	42%	48%	10%
TAFE Or Vocational Training	36%	46%	18%
University Degree	53%	35%	12%
Federal Vote Intention			
Labor	86%	7%	7%
Liberal	9%	83%	8%
Greens	87%	1%	12%
One Nation	8%	41%	52%
UAP	24%	23%	53%
An Independent	47%	26%	27%
Another Party	40%		60%
Unsure	40%	27%	33%
Most Important Issues			
Funding For Hospitals And Medicare	69%	29%	2%
National Security & Foreign Affairs	16%	70%	13%
Wages Growth	51%	35%	15%
Education Funding	56%	26%	18%
Economic Management And Interest Rates	30%	59%	11%
Cost Of Living Pressures	49%	31%	20%
Climate Change	88%	8%	5%
Other	30%	30%	40%

Investing in Onshore Manufacturing

In your opinion who is better to manage the following issues, Scott Morrison and the Liberal Party or Anthony Albanese and the Labor Party. Investing in onshore manufacturing.



	Anthony Albanese And The Labor Party	Scott Morrison And The Liberal Party	Unsure
All Respondents	40.5%	41.9%	17.6%
Redistributed	49%	51%	
Age			
18 - 39	47%	36%	17%
40 - 59	38%	44%	17%
60 +	36%	46%	19%
Gender			
Female	37%	42%	21%
Male	44%	42%	14%

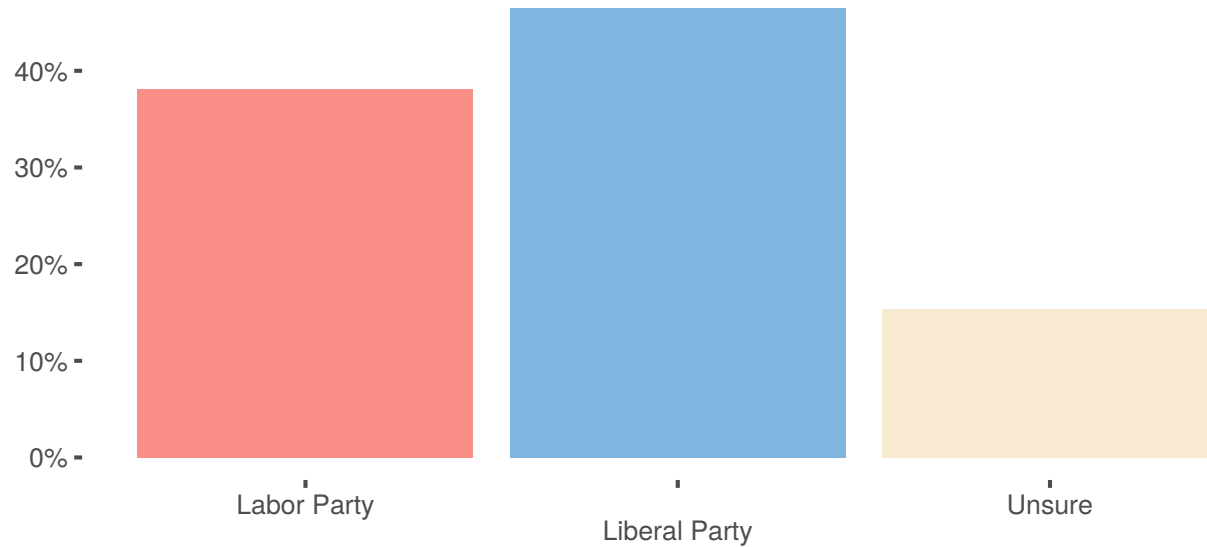
Investing in Onshore Manufacturing - Details

In your opinion who is better to manage the following issues, Scott Morrison and the Liberal Party or Anthony Albanese and the Labor Party.
Investing in onshore manufacturing.

	Anthony Albanese And The Labor Party	Scott Morrison And The Liberal Party	Unsure
All Respondents	40.5%	41.9%	17.6%
Redistributed	49%	51%	
Education			
Less than Year 12	35%	41%	24%
High School	34%	51%	15%
TAFE Or Vocational Training	31%	49%	20%
University Degree	44%	40%	16%
Federal Vote Intention			
Labor	78%	9%	14%
Liberal	8%	84%	8%
Greens	75%	8%	17%
One Nation	2%	59%	39%
UAP	23%	29%	48%
An Independent	37%	30%	33%
Another Party	41%	6%	53%
Unsure	31%	26%	43%
Most Important Issues			
Education Funding	52%	29%	19%
Economic Management And Interest Rates	23%	65%	12%
Funding For Hospitals And Medicare	53%	33%	13%
National Security & Foreign Affairs	11%	77%	12%
Wages Growth	46%	35%	19%
Cost Of Living Pressures	43%	32%	25%
Climate Change	80%	11%	10%
Other	36%	31%	33%

National Security

In your opinion who is better to manage the following issues, Scott Morrison and the Liberal Party or Anthony Albanese and the Labor Party. National Security.



	Anthony Albanese And The Labor Party	Scott Morrison And The Liberal Party	Unsure
All Respondents	38.1%	46.5%	15.3%
Redistributed	45%	55%	
Age			
18 - 39	48%	35%	17%
40 - 59	36%	49%	15%
60 +	29%	59%	13%
Gender			
Female	37%	46%	17%
Male	39%	47%	14%

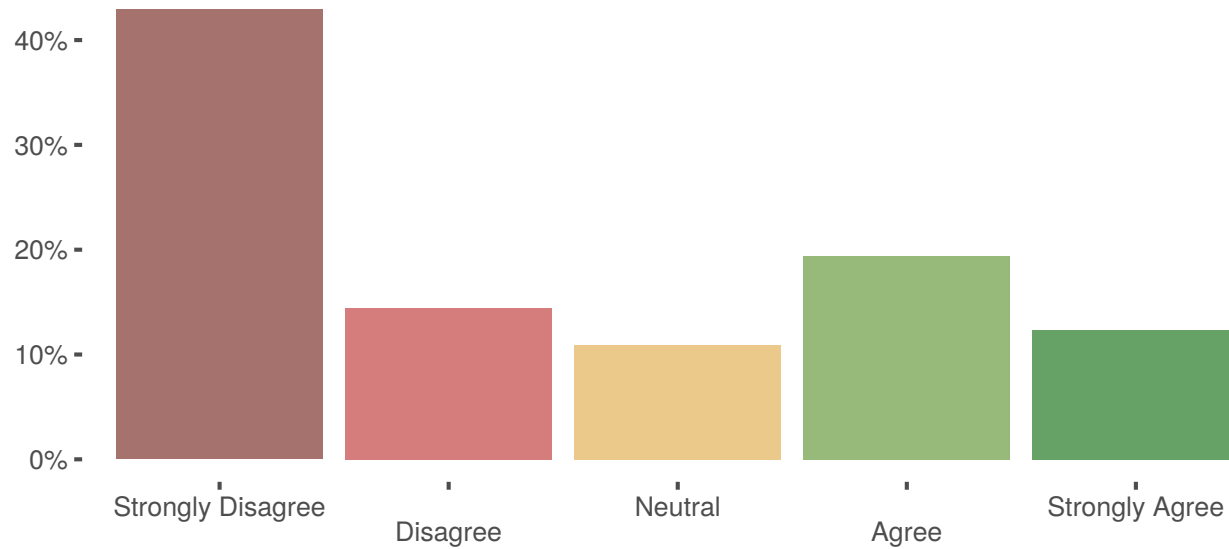
National Security - Details

In your opinion who is better to manage the following issues, Scott Morrison and the Liberal Party or Anthony Albanese and the Labor Party.
National Security.

	Anthony Albanese And The Labor Party	Scott Morrison And The Liberal Party	Unsure
All Respondents	38.1%	46.5%	15.3%
Redistributed	45%	55%	
Education			
Less than Year 12	39%	48%	13%
High School	30%	58%	11%
TAFE Or Vocational Training	22%	60%	18%
University Degree	43%	44%	14%
Federal Vote Intention			
Labor	75%	13%	12%
Liberal	4%	93%	2%
Greens	76%	4%	20%
One Nation	2%	64%	34%
UAP	17%	32%	51%
An Independent	48%	27%	25%
Another Party	37%	30%	33%
Unsure	21%	24%	55%
Most Important Issues			
Education Funding	57%	38%	5%
Economic Management And Interest Rates	20%	71%	8%
National Security & Foreign Affairs	15%	80%	5%
Funding For Hospitals And Medicare	56%	37%	7%
Wages Growth	37%	37%	26%
Cost Of Living Pressures	34%	41%	25%
Climate Change	79%	10%	11%
Other	36%	30%	34%

Liberal Party as a Safe Pair of Hands

Do you agree or disagree with the following statement: Scott Morrison and the Liberals are a safe pair of hands in these uncertain times.



	Strongly Disagree	Disagree	Neutral	Agree	Strongly Agree
All Respondents	42.9%	14.4%	10.9%	19.4%	12.3%
Age					
18 - 39	56%	13%	7%	15%	10%
40 - 59	36%	17%	12%	20%	14%
60 +	37%	13%	14%	23%	13%
Gender					
Female	40%	15%	10%	22%	12%
Male	44%	15%	12%	17%	13%

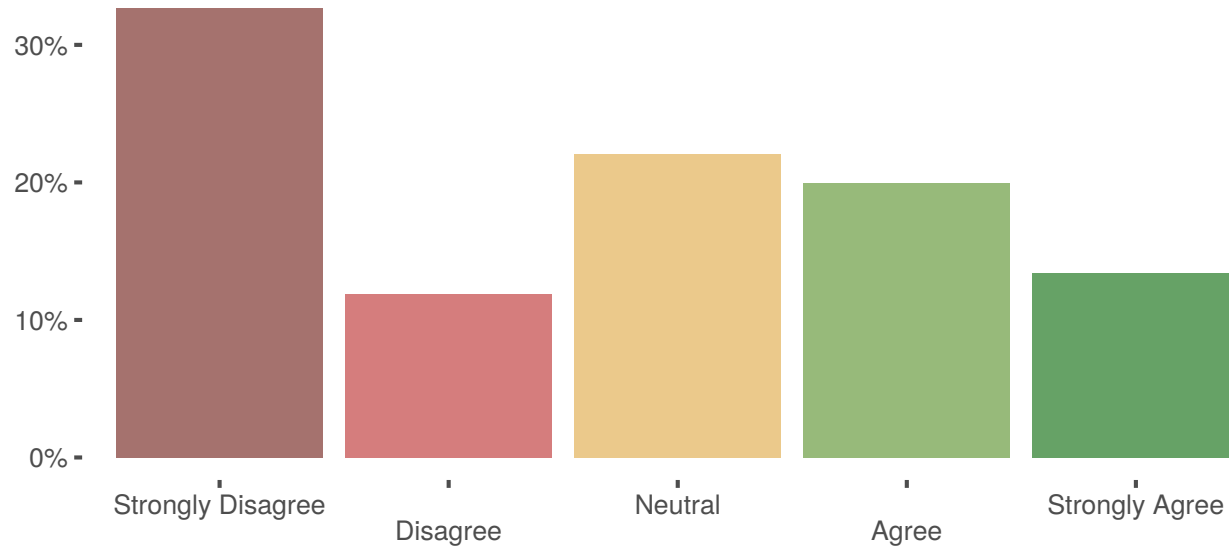
Liberal Party as a Safe Pair of Hands - Details

Do you agree or disagree with the following statement: Scott Morrison and the Liberals are a safe pair of hands in these uncertain times.

	Strongly Disagree	Disagree	Neutral	Agree	Strongly Agree
All Respondents	42.9%	14.4%	10.9%	19.4%	12.3%
Education					
Less than Year 12	42%	7%	10%	29%	12%
High School	50%	7%	7%	21%	15%
TAFE Or Vocational Training	31%	11%	13%	24%	20%
University Degree	44%	19%	9%	19%	9%
Federal Vote Intention					
Labor	62%	25%	10%	3%	0%
Liberal	20%	4%	7%	39%	30%
Greens	72%	13%	8%		7%
One Nation	20%	23%	16%	34%	7%
UAP	52%	18%	17%	5%	8%
An Independent	65%	11%	10%	13%	2%
Another Party	75%	12%	13%		
Unsure	33%	15%	33%	17%	2%
Most Important Issues					
Wages Growth	49%	16%	11%	20%	4%
Education Funding	53%	17%	9%	10%	11%
Funding For Hospitals And Medicare	41%	27%	10%	16%	6%
National Security & Foreign Affairs	18%	9%	9%	38%	26%
Economic Management And Interest Rates	33%	10%	5%	28%	24%
Cost Of Living Pressures	39%	20%	17%	15%	9%
Climate Change	83%	6%	4%	3%	5%
Other	57%	7%	21%	14%	1%

Labor Spend on Health and Child Care

Do you agree or disagree with the following statement: Only Anthony Albanese and Labor will spend enough on aged care, Medicare, and child care.



	Strongly Disagree	Disagree	Neutral	Agree	Strongly Agree
All Respondents	32.7%	11.9%	22.0%	20.0%	13.4%
Age					
18 - 39	31%	9%	27%	19%	15%
40 - 59	32%	13%	22%	21%	13%
60 +	36%	15%	16%	20%	13%
Gender					
Female	32%	12%	25%	20%	11%
Male	34%	10%	20%	21%	15%

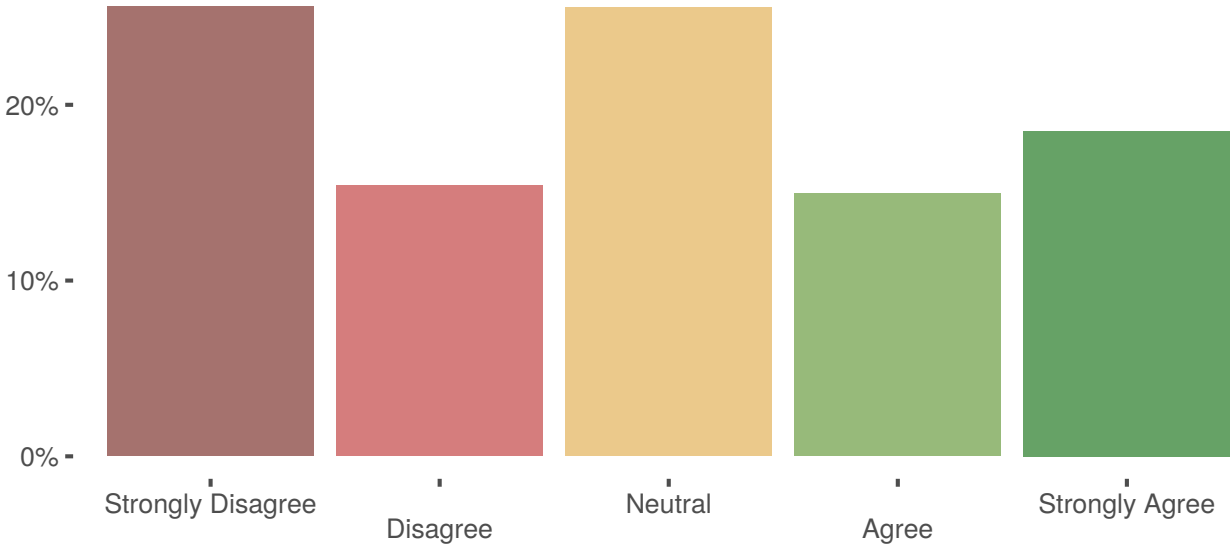
Labor Spend on Health and Child Care - Details

Do you agree or disagree with the following statement: Only Anthony Albanese and Labor will spend enough on aged care, Medicare, and child care.

	Strongly Disagree	Disagree	Neutral	Agree	Strongly Agree
All Respondents	32.7%	11.9%	22.0%	20.0%	13.4%
Education					
Less than Year 12	36%	10%	23%	22%	9%
High School	38%	13%	16%	22%	11%
TAFE Or Vocational Training	32%	14%	28%	18%	8%
University Degree	31%	10%	18%	21%	20%
Federal Vote Intention					
Labor	12%	6%	19%	35%	27%
Liberal	57%	16%	18%	7%	2%
Greens	2%	8%	27%	40%	24%
One Nation	51%	22%	20%	4%	4%
UAP	68%	6%	9%	13%	4%
An Independent	12%	16%	47%		24%
Another Party	10%	20%	34%	35%	
Unsure	12%	13%	46%	19%	8%
Most Important Issues					
Economic Management And Interest Rates	50%	14%	13%	12%	11%
Education Funding	26%		22%	20%	32%
Wages Growth	14%	15%	33%	19%	19%
National Security & Foreign Affairs	53%	22%	13%	6%	5%
Funding For Hospitals And Medicare	28%	8%	21%	31%	12%
Cost Of Living Pressures	29%	11%	33%	26%	2%
Climate Change	2%	3%	17%	36%	42%
Other	34%	14%	26%	9%	18%

Labor Government and Taxes

Do you agree or disagree with the following statement: Taxes will always be higher under a Labor Government.



	Strongly Disagree	Disagree	Neutral	Agree	Strongly Agree
All Respondents	25.6%	15.4%	25.5%	15.0%	18.5%
Age					
18 - 39	27%	17%	28%	7%	21%
40 - 59	24%	13%	27%	16%	20%
60 +	26%	16%	21%	23%	14%
Gender					
Female	23%	16%	28%	17%	16%
Male	26%	16%	23%	14%	22%

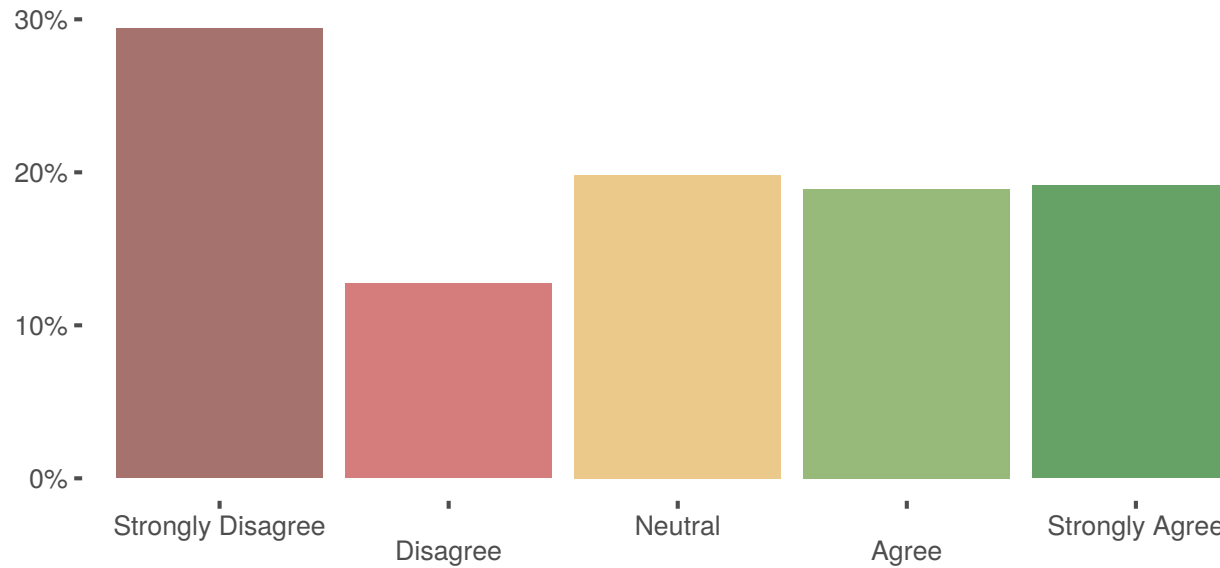
Labor Government and Taxes - Details

Do you agree or disagree with the following statement: Taxes will always be higher under a Labor Government.

	Strongly Disagree	Disagree	Neutral	Agree	Strongly Agree
All Respondents	25.6%	15.4%	25.5%	15.0%	18.5%
Education					
Less than Year 12	30%	16%	23%	16%	16%
High School	27%	9%	18%	24%	22%
TAFE Or Vocational Training	19%	13%	26%	19%	23%
University Degree	25%	18%	27%	12%	17%
Federal Vote Intention					
Labor	45%	26%	24%	4%	1%
Liberal	9%	10%	17%	28%	35%
Greens	38%	19%	35%	6%	1%
One Nation	16%	3%	23%	9%	48%
UAP	30%		16%	26%	28%
An Independent	31%	2%	39%	11%	17%
Another Party		9%	61%	5%	25%
Unsure	9%	10%	69%	5%	7%
Most Important Issues					
National Security & Foreign Affairs	11%	5%	25%	24%	35%
Economic Management And Interest Rates	20%	10%	15%	21%	34%
Wages Growth	35%	18%	22%	20%	4%
Education Funding	45%	9%	27%	12%	6%
Funding For Hospitals And Medicare	30%	34%	18%	11%	6%
Cost Of Living Pressures	22%	18%	30%	13%	16%
Climate Change	46%	17%	34%	2%	1%
Other	21%	8%	35%	11%	26%

Government Change for Pay Increase

Do you agree or disagree with the following statement: To get my pay moving again, we need to change the government.



	Strongly Disagree	Disagree	Neutral	Agree	Strongly Agree
All Respondents	29.4%	12.7%	19.8%	18.9%	19.1%
Age					
18 - 39	21%	11%	21%	23%	24%
40 - 59	32%	12%	19%	18%	19%
60 +	36%	16%	20%	16%	12%
Gender					
Female	28%	10%	22%	22%	17%
Male	32%	14%	18%	15%	22%

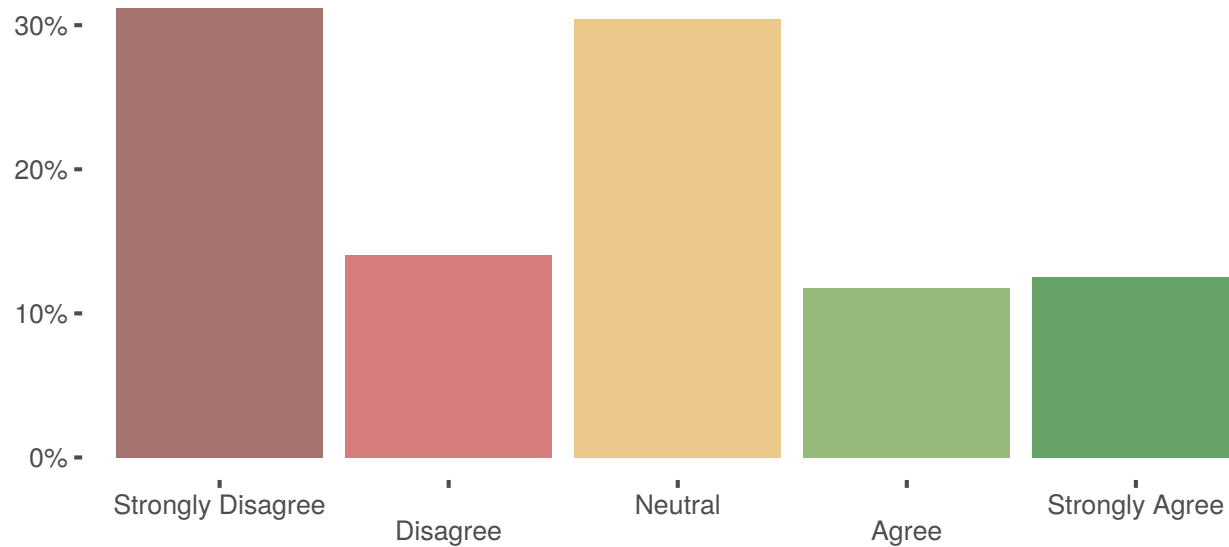
Government Change for Pay Increase - Details

Do you agree or disagree with the following statement: To get my pay moving again, we need to change the government.

	Strongly Disagree	Disagree	Neutral	Agree	Strongly Agree
All Respondents	29.4%	12.7%	19.8%	18.9%	19.1%
Education					
Less than Year 12	20%	19%	15%	26%	21%
High School	38%	20%	18%	12%	11%
TAFE Or Vocational Training	33%	11%	16%	14%	25%
University Degree	30%	10%	21%	21%	19%
Federal Vote Intention					
Labor	11%	6%	21%	33%	30%
Liberal	54%	22%	13%	6%	4%
Greens	4%	5%	27%	34%	31%
One Nation	45%	13%	21%	4%	16%
UAP	52%		13%	3%	32%
An Independent	14%	7%	28%	15%	36%
Another Party	17%		16%	9%	58%
Unsure	4%	17%	40%	26%	14%
Most Important Issues					
Funding For Hospitals And Medicare	20%	19%	23%	23%	14%
Economic Management And Interest Rates	45%	20%	13%	6%	16%
Education Funding	12%		26%	45%	18%
National Security & Foreign Affairs	62%	11%	18%	6%	4%
Wages Growth	18%	15%	26%	14%	27%
Cost Of Living Pressures	19%	14%	22%	24%	21%
Climate Change	4%	5%	22%	32%	37%
Other	38%	4%	16%	15%	27%

Secret Plan to Cut Health and Education

Do you agree or disagree with the following statement: If Scott Morrison and the Liberals are re-elected, they have a secret plan to cut 3 billion from health and education and other services.



	Strongly Disagree	Disagree	Neutral	Agree	Strongly Agree
All Respondents	31.2%	14.1%	30.4%	11.8%	12.5%
Age					
18 - 39	27%	16%	31%	10%	16%
40 - 59	29%	12%	33%	13%	14%
60 +	40%	15%	27%	12%	6%
Gender					
Female	31%	13%	33%	14%	9%
Male	31%	16%	29%	11%	14%

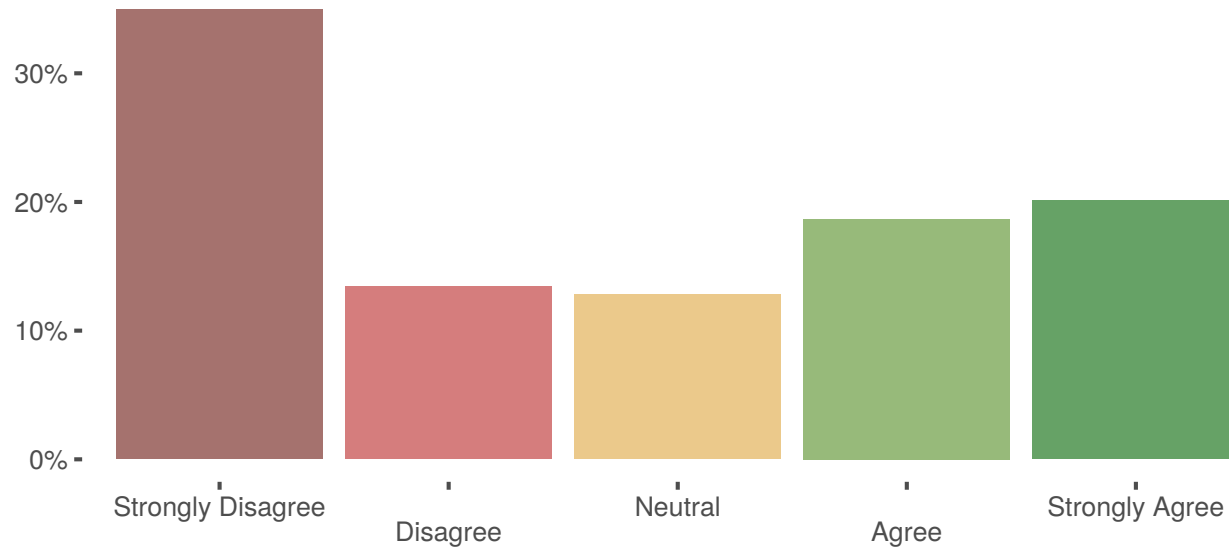
Secret Plan to Cut Health and Education - Details

Do you agree or disagree with the following statement: If Scott Morrison and the Liberals are re-elected, they have a secret plan to cut 3 billion from health and education and other services.

	Strongly Disagree	Disagree	Neutral	Agree	Strongly Agree
All Respondents	31.2%	14.1%	30.4%	11.8%	12.5%
Education					
Less than Year 12	30%	13%	32%	9%	15%
High School	36%	18%	18%	25%	4%
TAFE Or Vocational Training	29%	17%	39%	8%	7%
University Degree	30%	11%	30%	13%	15%
Federal Vote Intention					
Labor	13%	9%	35%	21%	22%
Liberal	55%	20%	19%	2%	4%
Greens	19%	3%	36%	27%	15%
One Nation	43%	12%	34%	5%	6%
UAP	57%	7%	11%	17%	9%
An Independent	8%	20%	43%	2%	27%
Another Party			75%	25%	
Unsure		19%	59%	12%	10%
Most Important Issues					
National Security & Foreign Affairs	60%	14%	21%	3%	2%
Economic Management And Interest Rates	44%	18%	24%	4%	10%
Education Funding	25%	5%	32%	18%	19%
Wages Growth	19%	10%	35%	16%	21%
Funding For Hospitals And Medicare	19%	26%	25%	15%	16%
Cost Of Living Pressures	25%	12%	39%	10%	14%
Climate Change	7%	10%	33%	32%	18%
Other	37%	11%	33%	9%	10%

Labor's Money Management

Do you agree or disagree with the following statement: Labor can't manage money, that's why they come after yours.



	Strongly Disagree	Disagree	Neutral	Agree	Strongly Agree
All Respondents	35.0%	13.4%	12.8%	18.7%	20.1%
Age					
18 - 39	34%	17%	12%	10%	26%
40 - 59	35%	10%	16%	19%	19%
60 +	36%	12%	9%	29%	14%
Gender					
Female	36%	11%	14%	24%	15%
Male	33%	16%	11%	14%	26%

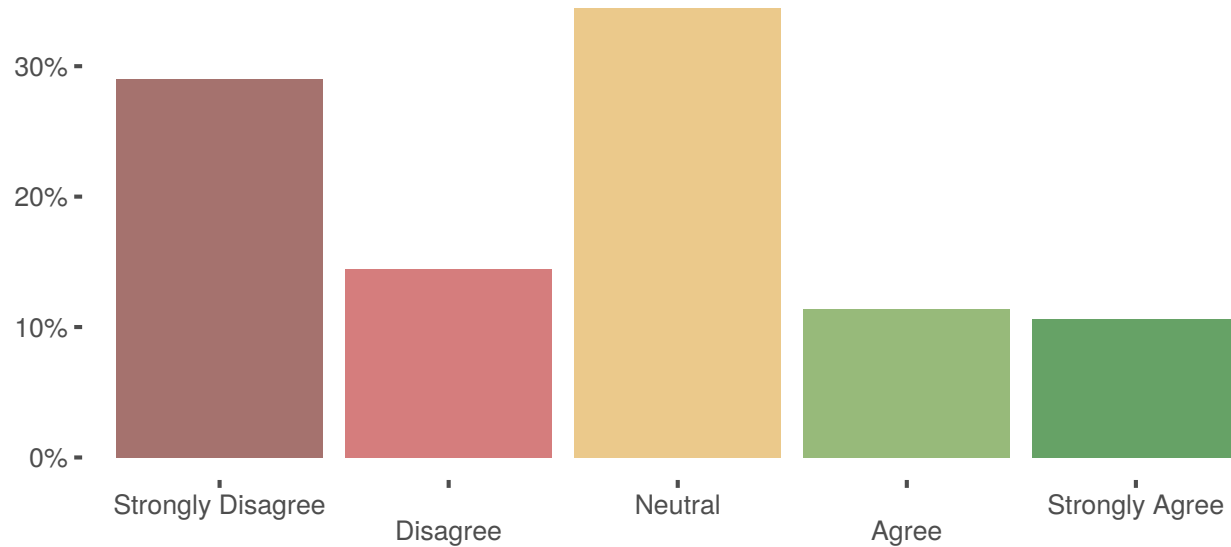
Labor's Money Management - Details

Do you agree or disagree with the following statement: Labor can't manage money, that's why they come after yours.

	Strongly Disagree	Disagree	Neutral	Agree	Strongly Agree
All Respondents	35.0%	13.4%	12.8%	18.7%	20.1%
Education					
Less than Year 12	36%	14%	6%	31%	13%
High School	36%	9%	11%	20%	24%
TAFE Or Vocational Training	28%	10%	15%	24%	22%
University Degree	36%	18%	12%	14%	22%
Federal Vote Intention					
Labor	59%	20%	11%	8%	2%
Liberal	11%	9%	12%	33%	36%
Greens	62%	21%	12%	4%	1%
One Nation	18%	16%	10%	22%	33%
UAP	18%	5%	5%	13%	59%
An Independent	42%	2%	29%	9%	18%
Another Party	16%	16%	11%	25%	32%
Unsure	39%	9%	23%	14%	14%
Most Important Issues					
National Security & Foreign Affairs	21%	8%	6%	30%	35%
Economic Management And Interest Rates	21%	9%	15%	25%	30%
Education Funding	51%	6%	11%	25%	6%
Funding For Hospitals And Medicare	46%	23%	9%	14%	8%
Wages Growth	41%	10%	28%	12%	9%
Cost Of Living Pressures	29%	18%	17%	14%	22%
Climate Change	68%	21%	8%	2%	
Other	31%	2%	12%	28%	27%

Liberal Plan for Cashless Pension Card

Do you agree or disagree with the following statement: Scott Morrison and the Liberals have a secret plan to move penioners onto a cashless debit card.



	Strongly Disagree	Disagree	Neutral	Agree	Strongly Agree
All Respondents	29.0%	14.4%	34.5%	11.4%	10.6%
Age					
18 - 39	24%	15%	37%	10%	15%
40 - 59	32%	12%	33%	14%	10%
60 +	31%	18%	35%	10%	6%
Gender					
Female	29%	16%	36%	10%	8%
Male	29%	14%	34%	12%	11%

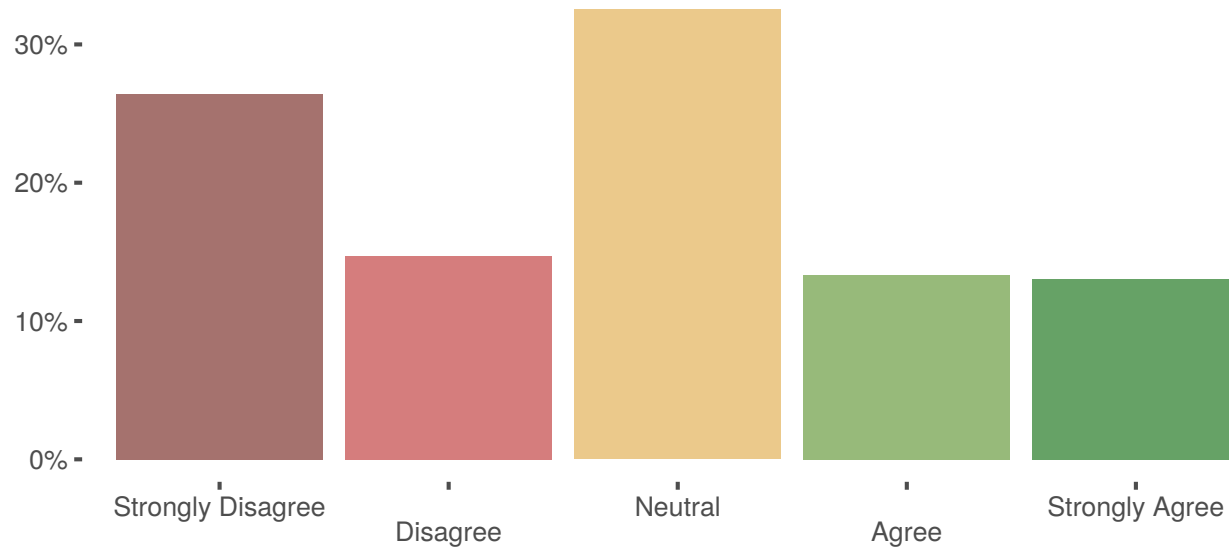
Liberal Plan for Cashless Pension Card - Details

Do you agree or disagree with the following statement: Scott Morrison and the Liberals have a secret plan to move penioners onto a cashless debit card.

	Strongly Disagree	Disagree	Neutral	Agree	Strongly Agree
All Respondents	29.0%	14.4%	34.5%	11.4%	10.6%
Education					
Less than Year 12	22%	25%	30%	13%	10%
High School	31%	15%	33%	11%	10%
TAFE Or Vocational Training	32%	13%	34%	9%	12%
University Degree	30%	12%	36%	13%	9%
Federal Vote Intention					
Labor	14%	15%	37%	19%	15%
Liberal	48%	20%	27%	2%	3%
Greens	19%	3%	46%	15%	16%
One Nation	41%	4%	23%	21%	11%
UAP	34%	6%	43%	8%	9%
An Independent	23%	2%	28%	14%	33%
Another Party		16%	32%	23%	30%
Unsure	4%	10%	60%	15%	11%
Most Important Issues					
Wages Growth	30%	4%	40%	21%	5%
Education Funding	13%	18%	41%	11%	17%
National Security & Foreign Affairs	55%	17%	23%	2%	3%
Funding For Hospitals And Medicare	20%	29%	32%	6%	13%
Economic Management And Interest Rates	43%	13%	32%	9%	4%
Cost Of Living Pressures	22%	13%	42%	15%	8%
Climate Change	14%	10%	36%	17%	22%
Other	17%	6%	32%	16%	29%

Secret Plan to Introduce Death Taxes

Do you agree or disagree with the following statement: Anthony Albanese and Labor have a secret plan to introduce death taxes.



	Strongly Disagree	Disagree	Neutral	Agree	Strongly Agree
All Respondents	26.4%	14.7%	32.5%	13.3%	13.0%
Age					
18 - 39	28%	14%	35%	10%	13%
40 - 59	26%	14%	34%	12%	14%
60 +	24%	17%	27%	19%	13%
Gender					
Female	26%	13%	38%	14%	10%
Male	26%	17%	28%	12%	16%

Secret Plan to Introduce Death Taxes - Details

Do you agree or disagree with the following statement: Anthony Albanese and Labor have a secret plan to introduce death taxes.

	Strongly Disagree	Disagree	Neutral	Agree	Strongly Agree
All Respondents	26.4%	14.7%	32.5%	13.3%	13.0%
Education					
Less than Year 12	22%	13%	37%	15%	12%
High School	27%	16%	28%	15%	14%
TAFE Or Vocational Training	23%	12%	36%	16%	14%
University Degree	28%	14%	32%	12%	14%
Federal Vote Intention					
Labor	42%	22%	30%	6%	1%
Liberal	14%	9%	29%	24%	25%
Greens	44%	18%	36%	1%	1%
One Nation	16%	7%	35%	18%	25%
UAP	20%	16%	27%	16%	22%
An Independent	30%		55%	9%	7%
Another Party	12%	20%	41%	27%	
Unsure	17%	21%	48%	2%	12%
Most Important Issues					
Economic Management And Interest Rates	16%	10%	30%	20%	23%
Education Funding	31%	15%	37%	16%	1%
National Security & Foreign Affairs	18%	13%	20%	24%	26%
Wages Growth	35%	13%	26%	19%	7%
Funding For Hospitals And Medicare	26%	22%	43%	7%	3%
Cost Of Living Pressures	22%	18%	42%	7%	11%
Climate Change	61%	11%	24%	4%	0%
Other	19%	16%	34%	12%	18%